



Truman Track & Field/Cross Country Has Rich History

Both of the men's and women's cross country and track and field squads have had their share of success throughout the history of the programs.

Since the 1920s, the three men's teams have combined to win 47 MIAA championships, 75 athletes have earned all-American honors, seven won individual national championships and one earned an Olympic gold medal. Since the 1970s, the women's teams have combined for eight conference titles, 30 athletes have earned all-American honors and four have won individual national titles.

Truman began competing in track duals in 1909 and the school sponsored cross country races beginning in 1913. The first MIAA outdoor meet was held in 1924 and the Bulldogs brought home its first two titles in 1930 and 1931, led by head coach Chauncey Simpson. Six indoor conference meets were held prior to 1943 but they began to be run on a regular basis in 1948. MIAA cross country meets began in 1957 and Truman had immediate success, winning the championship in just the third year and starting a run of six straight titles. In all, the Bulldogs finished first or second in the first 12 years they fielded an entire team.

The school's run of cross country titles coincided with the best years of track. Beginning in 1959, Truman won 10 straight indoor and outdoor titles. In the 12 years after that, the team won nine more indoor titles, five outdoor championships and were runner-up seven times.

The Bulldogs also had success on the national level during this period. The cross country team finished among the top 10 four times from 1960-65, including a school-best second in 1964. The track team finished 12th or better in nine national outdoor championships between 1964-1979. The best finish in Truman's track history was third, which came in 1972 when three athletes brought home individual titles.

The track head coach during this time was Kenneth Gardner who led the team from 1951-1983. In all, he won 34 MIAA track titles and finished runner-up in 12 other conference track meets. He was also head coach of the cross country squad from 1968-74 and finished second four times in MIAA meets and advanced to three national races.

Individual stars were also numerous in this period. Current men's head coach Ed Schneider won the 1964 NCAA cross country meet, leading the Bulldogs to their second-place national finish and also won three MIAA titles.

Ron Werling also won three MIAA titles in cross country from 1965-67.

Five track and field athletes also won NCAA individual titles. Fred Banks won the 1967 440-yard dash. Don Allbritton won the pole vault in 1969 and the decathlon in 1972. Tom Geredine was also a multiple winner taking the long jump in 1971 and the triple jump in 1972.

Larry Jones won three NCAA Division II titles in the 400m/440-yards races. He was also among a handful of Bulldogs who competed in the NCAA Division I meet and took home first-place in two 440-yard indoor races and one 440-yard outdoor race. Dan Futrell won an individual title, winning the 1979 800m run.

Schneider took over as cross country coach in 1975 and track head coach in 1984. In that time, he has built Truman into a cross country power while keeping the team competitive on the track side.

Under Schneider, the cross country team has won four MIAA titles, three regional titles and advanced to 12 national meets. Both his 1994 and 1995 squads finished third in the country. Jeremy Struttman, Thad Bartram and Alan Heincker each won multiple all-America honors in cross country in this span.

Schneider's track team was runner-up in the MIAA in the 1998 outdoor meet and finished lower than fifth just five times in 40 indoor and outdoor conference meets. His squads have also scored at the NCAA outdoor meet 15 times and the indoor meet eight times.

The top track athlete since 1984 was Ray Armstead who finished second in the NCAA Division II meet, fourth in the Division I meet and advanced to the Olympics where he won a gold medal (see below). Last season, James Walton became the latest men's athlete to win a national crown when he won the outdoor long jump title.

The women's history doesn't go back as far but they have also had their share of success. Prior to 1981-82, the team competed in the Association of Intercollegiate Athletics for Women (AIAW), before the NCAA and MIAA started sponsoring women's sports.

John Cochrane has been the head coach of the women's squad since 1980. Under Cochrane, the Bulldogs have won seven MIAA titles, had individual runners compete in seven cross country national meets, advanced one team to the national cross country meet and had teams score in 23 indoor and outdoor NCAA track meets.

The cross country squad in 1979, coached by

Schneider, won the MAIAW title. The following season, Cindy Springman won the MAIAW individual title and became the first runner to compete in a national meet. Since the MIAA started in 1981, Truman finished lower than fourth just four times and finally broke through with a MIAA title in 2000.

Kerry Knepper was one of the top cross country runners in school history, finishing in the top three in the MIAA four times, including winning the 1987 meet, and ran in four NCAA meets, placing as high as fifth in 1998.

2004 was a breakthrough season for the cross country program as the Bulldogs advanced a team to nationals for the first time after finishing second at regionals.

The women's track and field teams have been even more successful, regularly finding themselves among the MIAA leaders. The team won its first conference title in 1983 at the outdoor meet and then won back-to-back indoor titles in 1989-90. Its best period could be the last few years as the team won three MIAA titles and finished runnerups in five other league meets since 2000. In 2000, the squad swept both the indoor and outdoor league meets. In 2003, the indoor team won the final event of the MIAA meet to capture the team's latest conference crown.

Nationally, the highest finish for the Bulldogs came in 1990 when they were eighth at the NCAA indoor meet and last season with a ninth-place finish at outdoor nationals. Truman has scored in four out of the last five NCAA indoor meets and the last seven outdoor competitions.

Deb Carter was the first women's track star, winning the 60-meters at the AIAW national indoor meet in 1978 and placing in the 100-meters at the outdoor meet in 1978 and 1979.

Marlene Frahm won the first NCAA individual title for the Bulldogs, winning the 1985 indoor and outdoor shot put contests. The last Truman champion was Christina Winkler who won the 400m hurdle title last year.

Other top performers on the women's side include Vicki Perez who won two MIAA titles and all-America awards in the discus, including second in the nation in 1993. Knepper also had success in track, winning 10 MIAA titles, including three during the 1990 outdoor meet. Molly Kandlbinder played in a key role in the Bulldogs' 2000 titles as she won three indoor and three outdoor events.

Winkler is currently making Truman history as she enters her senior year this season. She has already won eight all-American titles, the most in the program's history.

Truman's Armstead Captures Olympic Gold

Ray Armstead, who finished his Truman track career in 1984, is the first Bulldog intercollegiate athlete to compete in the Olympics and earn a gold medal.

The St. Louis-Northwest High School product captured the gold medal at the 1984 Summer Olympics in Los Angeles as a member of the U.S. 1,600-meter relay team.

Armstead carried the baton on the second leg of the relay race, turning in a split of 43.9, his personal best and the second fastest effort by a member of the U.S. quartet. The American foursome logged a time of 2:57.91, one of the fastest clockings ever.



After the Olympics, Armstead competed in the 400-meter dash at four European international meets. He finished first at Koblenz, West Germany, and at the Golden Gala in Rome. At that meet, he beat the 1980 400-meter Olympic gold medalist, Victor Markin of the Soviet Union, and the 1976 gold medalist, Alberto Juantorena of Cuba.

Armstead also finished ahead of the 1984 gold medalist, Alonzo Babers, at Koblenz. His best 1986 finish in the 400-meters was 45.21, at the Houston Sports Festival.

His best personal time of 44.83 in the 400 meters was charted at Zurich, Switzerland, on the 1984 European tour.

In 1986, Armstead was ranked fifth among 400-meter performers.

In 1987, Armstead was back on track, hoping to obtain another Olympic Gold Medal. He continued his training, under the sponsorship of Nike and Accusplit, for the 1988 Seoul games.

Armstead qualified for the 1988 Olympic Trials. He finished fifth in the semifinals but did not earn a position on the 4x400 relay or open 400-meter.

Dzingai Competes In 2004 Games



Truman men's track has another connection to the Olympics. Last summer at the 2004 Olympics, former Bulldog Brian Dzingai competed in Athens in the 200m.

Running for his home country of Zimbabwe, Dzingai qualified for the quarterfinals before his Olympic run came to an end in the second round.

In the opening round, he ran a time of 20.72 in the third heat. He came in fourth in the heat, automatically advancing to the next round. His opening round time tied for 25th among the competitors at the meet.

In the second round, he ran a time of 20.87, the 23rd-fastest in the round. Dzingai finished fifth in the second heat, two spots and 0.32 seconds away from advancing to the semifinals.

Dzingai, from Harare, Zimbabwe, competed for the Bulldogs during the 2001 and 2002 seasons. He earned all-American honors in 2002 after finishing eighth in 100m run at the NCAA Division II nationals. Dzingai won six MIAA championships in his two seasons, capturing the indoor 60m and 200m titles in 2002 and winning the outdoor 100m and 200m titles in both 2001 and 2002.



Past Women's MAIAW Finishes

Year	Head Coach	Team Winner (Points)	Truman Place	Individual Winner	Top Truman Finisher	Distance
1975	Jerry Mayhew	Northwest Missouri (26)	no team score	Ann Kimm, NWMSU (18:38)	Deb Strehle, 5th (19:43)	3-mile
1976	Jerry Mayhew	Northwest Missouri (29)	5th	Ann Kimm, NWMSU (18:34)	Deb Strehle, 8th (20:16)	3-mile
1977	Jerry Mayhew	Missouri-Columbia (29)	3rd	Mary Kunkel, Missouri (19:11)	Bridget Yaeger, 9th (21:05)	5-k
1978	Ed Schneider	Missouri-Columbia	5th	not available	Bridget Yaeger, 14th (19:16)	5-k
1979	Ed Schneider	Truman (61)		Ellen Casey, SWMS (18:30)	Ramona Tibbs, 7th (19:39)	5-k
1980	John Cochrane	Central Missouri (41)	no team score	Cindy Springman, Truman (17:56)		5-k

Past Women's MIAA Finishes

Year	Head Coach	Team Winner (Points)	Truman Place	Individual Winner	Top Truman Finisher	Distance
1981	John Cochrane	Southeast Missouri (42)	4th	Margaret Hertenstein, SEMO (18:18)	Roberta Warren, 5th (19:30)	5-k
1982	John Cochrane	Southeast Missouri (35)	2nd	Nancy Goodwine, CMSU (17:55)	Cindy Springman, 6th (19:09)	5-k
1983	John Cochrane	Southeast Missouri (34)	3rd	Christine Ridenhour, SEMO (17:49)	Cindy Springman, 5th (18:39)	5-k
1984	John Cochrane	Southeast Missouri (28)	4th	Darla Curp, CMSU (18:36)	Cheryl Mitchell, 7th (20:08)	5-k
1985	John Cochrane	Southeast Missouri (38)	4th	Darla Moberly, CMSU (18:32)	Cheryl Mitchell, 5th (19:04)	5-k
1986	John Cochrane	Southeast Missouri (34)	2nd	Laura Byrne, SEMO (19:16)	Kerry Knepper, 5th (19:57)	5-k
1987	John Cochrane	Southeast Missouri (34)	3rd	Connie Frank, CMSU (16:57)	Kerry Knepper, 2nd (17:05)	5-k
1988	John Cochrane	Southeast Missouri (23)	2nd	Laura Byrne, SEMO (18:17)	Kerry Knepper, 3rd (18:36)	5-k
1989	John Cochrane	Southeast Missouri (29)	3rd	Lucie Mays, SEMO (18:21)	Tricia Rogers, 7th (19:12)	5-k
1990	John Cochrane	Southeast Missouri (23)	2nd	Lucie Mays, SEMO (17:38)	Kerry Knepper, 3rd (18:19)	5-k
1991	John Cochrane	Pittsburg State (31)	2nd	Christie Allen, PSU (17:24)	Michelle Coleman, 2nd (18:12)	5-k
1992	John Cochrane	Pittsburg State (21)	2nd	Christie Allen, PSU (17:42)	Rhonda Ruden, 6th (18:49)	5-k
1993	John Cochrane	Pittsburg State (35)	4th	Julie Heiskell, PSU (18:35)	Ginny Hoefler, 9th (19:06)	5-k
1994	John Cochrane	Emporia State (41)	5th	Julie Heiskell, PSU (18:40)	Ginny Hoefler, 11th (19:31)	5-k
1995	John Cochrane	Northwest Missouri (45)	6th	Sandy Thomas, CMSU (17:36)	Ginny Hoefler, 10th (18:21)	5-k
1996	John Cochrane	Northwest Missouri (34)	6th	Kathy Kearns, NWMS (18:35)	Jennifer Lehmann, 7th (19:22)	5-k
1997	John Cochrane	Northwest Missouri (29)	6th	Sonia Blacketer, MSSC (18:14)	Kim Hoffman, 22nd (20:27)	5-k
1998	John Cochrane	Missouri Southern (64)	2nd	Sonia Eudy, MSSC (18:13)	Beth Luebbering, 5th (18:56)	5-k
1999	John Cochrane	Central Missouri (56)	3rd	Tara Hudspeth, ESU (21:59)	Beth Luebbering, 2nd (22:01)	6-k
2000	John Cochrane	Truman (58)		Jeanette Mott, PSU (21:51)	Kristi Willenberg, 9th (23:18)	6-k
2001	John Cochrane	Pittsburg State (32)	3rd	Jeanette Mott, PSU (22:01)	Beth Luebbering, 8th (23:10)	6-k
2002	John Cochrane	Pittsburg State (57)	4th	Kadri Kelve, ESU (21:30)	Pam Bird, 11th (22:48)	6-k
2003	John Cochrane	Pittsburg State (50)	3rd	Kristin Anderson, CMSU (22:20)	Meagan Robertson, 8th (23:19)	6-k
2004	John Cochrane	Central Missouri (59)	2nd	Kristin Anderson, CMSU (22:41)	Lauren White, 7th (23:43)	6-k

Past Men's MIAA Finishes

Year	Head Coach	Team Winner (Points)	Truman Place	Individual Winner	Top Truman Finisher	Distance
1958	Norman White	Missouri Rolla (20)	2nd	Mike Vancil, UMR (17:33)	not available	3-mile
1959	Norman White	Truman (17)		Tony Barulich, Truman (17:17)		3-mile
1960	Wayne Martin	Truman (22)		James McFadden, Truman (20:56)		4-mile
1961	George Herman	Truman (18)		Floyd Waddle, Truman (21:28)		4-mile
1962	George Herman	Truman (23)		Ed Schneider, Truman (19:38)		4-mile
1963	George Herman	Truman (17)		Ed Schneider, Truman (20:14)		4-mile
1964	George Herman	Truman (24)		Ed Schneider, Truman (19:50)		4-mile
1965	George Herman	Southeast Missouri (41)	2nd	Ron Werling, Truman (20:49)		4-mile
1966	George Herman	Southeast Missouri (32)	2nd	Ron Werling, Truman (20:46)		4-mile
1967	George Herman	Southeast Missouri (49)	2nd	Ron Werling, Truman (20:11)		4-mile
1968	Kenneth Gardner	Truman (51)		Doug Overholser, SWMS (20:57)	Pat Sullivan, 2nd (21:00)	4-mile
1969	Kenneth Gardner	Central Missouri State (33)	2nd	Dave Frazier, CMSU (25:21)	Tom Logan, 2nd (25:33)	5-mile
1970	Kenneth Gardner	Southeast Missouri (24)	4th	Ken Ault, SWMS (25:30)	Linley Lipper, 11th (26:46)	5-mile
1971	Kenneth Gardner	Southeast Missouri (28)	2nd	Steve Parker, SEMO (25:06)	Linley Lipper, 3rd (25:33)	5-mile
1972	Kenneth Gardner	Northwest Missouri (44)	2nd	Linley Lipper, Truman (25:22)		5-mile
1973	Kenneth Gardner	Southwest Missouri (17)	3rd	Ken Norton, SWMS (25:22)	Linley Lipper, 5th (25:35)	5-mile
1974	Kenneth Gardner	Southwest Missouri (33)	5th	John Prasuhn, SWMS (24:16)	Greg Clauson, 13th (25:38)	5-mile
1975	Ed Schneider	Southwest Missouri (26)	4th	Don Dwyer, SWMS (24:19)	Jack Lindsey, 5th (25:06)	5-mile
1976	Ed Schneider	Southwest Missouri (30)	5th	John Prasuhn, SWMS (30:43)	Jack Lindsey, 11th (32:14)	10-k
1977	Ed Schneider	Southwest Missouri (29)	4th	Mark Leicht, CMSU (32:05)	Tom Adams, 12th (33:11)	10-k
1978	Ed Schneider	Central Missouri State (41)	4th	Mark Curp, CMSU (31:32)	Tom Adams, 3rd (32:01)	10-k
1979	Ed Schneider	Southwest Missouri (42)	6th	Mark Curp, CMSU (30:56)	Todd Arnold, 25th (34:32)	10-k
1980	Ed Schneider	Southwest Missouri (32)	6th	Mark Curp, CMSU (32:13)	Todd Arnold, 12th (34:36)	10-k
1981	Ed Schneider	Central Missouri State (44)	4th	Mike Vanatta, SEMO (30:29)	Todd Arnold, 6th (31:41)	10-k
1982	Ed Schneider	Central Missouri State (38)	4th	Ken Hoffman, SEMO (32:18)	Tom Owens, 13th (33:16)	10-k
1983	Ed Schneider	Truman (43)		Rich Schmid, CMSU (25:25)	Todd Arnold, 2nd (25:29)	5-mile
1984	Ed Schneider	Southeast Missouri (20)	3rd	Mike Vanatta, SEMO (25:16)	Tim Brown, 3rd (25:54)	8-k
1985	Ed Schneider	Southeast Missouri (21)	5th	Art Waddle, SEMO (24:35)	Craig Ford, 13th (25:58)	5-mile
1986	Ed Schneider	Southeast Missouri (22)	2nd	Brian Radle, SEMO (31:43)	Tim Brown, 3rd (32:55)	10-k
1987	Ed Schneider	Southeast Missouri (29)	2nd	Art Waddle, SEMO (29:40)	Phil Reinkemeyer, 3rd (29:46)	6-mile
1988	Ed Schneider	Southeast Missouri (27)	2nd	Brian Radle, SEMO (31:43)	Stan Johnson, 3rd (33:01)	10-k
1989	Ed Schneider	Southeast Missouri (45)	2nd	Alan Peyton, PSU (25:16)	Don Obert, 4th (25:38)	8-k
1990	Ed Schneider	Southeast Missouri (41)	2nd	Jimmy Hearld, SEMO (24:49)	Rob Jensen, 4th (25:43)	5-mile
1991	Ed Schneider	Central Missouri State (41)	5th	Jason Riddle, MSSC (24:52)	Scott Stratt, 12th (26:24)	8-k
1992	Ed Schneider	Truman (43)		Rob Jensen, Truman (24:18)		8-k
1993	Ed Schneider	Central Missouri State (25)	2nd	Jonah Melly, CMSU (25:06)	Jeremy Struttman, 7th (25:28)	8-k
1994	Ed Schneider	Truman (51)		Jurmain Mitchell, ESU (25:39)	Thad Bartram, 5th (26:27)	8-k
1995	Ed Schneider	Central Missouri State (20)	2nd	Jonah Melly, CMSU (24:46)	Thad Bartram, 5th (25:05)	8-k
1996	Ed Schneider	Central Missouri State (48)	2nd	Jurmain Mitchell, ESU (25:05)	Christian Blackburn, 4th (26:00)	8-k
1997	Ed Schneider	Central Missouri State (23)	5th	Alexandr Alexin, CMSU (25:34)	Scott Henderson, 10th (26:29)	8-k
1998	Ed Schneider	Central Missouri State (38)	5th	Carlos Vasquez, PSU (25:32)	Andy Doering, 9th (26:11)	8-k
1999	Ed Schneider	Central Missouri State (35)	3rd	Vladimir Golias, CMSU (24:55)	Andy Doering, 6th (25:29)	8-k
2000	Ed Schneider	Missouri Southern (37)	2nd	Peter Kykyri, MSSC (25:11)	Andy Doering, 2nd (25:24)	8-k
2001	Ed Schneider	Truman (31)/Mo. Southern (31)		Andy Doering, Truman (24:36)		8-k
2002	Ed Schneider	Missouri Southern (45)	2nd	Brian Lyons, MSSC (24:38)	Alan Heincker, 2nd (24:40)	8-k
2003	Ed Schneider	Missouri Southern (47)	2nd	Jarod Wall, CMSU (25:13)	Alan Heincker, 2nd (25:32)	8-k
2004	Ed Schneider	Central Missouri (43)	3rd	Paul Koehler, MSSU (26:24)	Aaron Wells, 7th (27:01)	8-k



Cross Country National Results

Women's AIAW

Year	Regional Finish	Top Truman Finisher	National Finish	Top Truman Finisher
1978	9th	Bridget Yaeger, 46th		
1979	8th	Mary Ahern, 37th		
1980	no team score	Cindy Springman, 10th	no team score	Cindy Springman, dnf*

* Springman was in 8th place but got injured 200 meters from the finish line and didn't finish

Women's NCAA

Year	Regional Finish	Top Truman Finisher	National Finish	Top Truman Finisher
1981	3rd	Roberta Warren, 3rd	no team score	Cindy Springman, 20th
1982	5th	Cindy Springman, 15th		
1983	4th	Cindy Trickey, 13th		
1984	8th	Cheryl Mitchell, 14th		
1985	6th	Cheryl Mitchell, 9th	no team score	Cheryl Mitchell, 79th
1986	4th	Kerry Knepper, 2nd	no team score	Kerry Knepper, 45th
1987	9th	Kerry Knepper, 1st	no team score	Kerry Knepper, 19th
1988	4th	Kerry Knepper, 3rd	no team score	Kerry Knepper, 5th
1989	7th	Rhonda Ruden, 24th		
1990	2nd	Kerry Knepper, 3rd	no team score	Kerry Knepper, 28th
1991	5th	Rhonda Ruden, 13th		
1992	6th	Rhonda Ruden, 13th		
1993	12th	Virginia Hoefler, 44th		
1994	7th	Virginia Hoefler, 12th		
1995	8th	Talva Parker, 34th		
1996	14th	Jennifer Lehmann, 28th		
1997	10th	Angela Meyer, 54th		
1998	8th	Beth Luebbering, 17th		
1999	8th	Leah Zidon, 17th		
2000	3rd	Suzanne Schmidt, 11th		
2001	3rd	Jennifer Tesmer, 6th		
2002	5th	Leah Zidon, 14th		
2003	4th	Dani Rawlings, 9th		
2004	2nd	Dani Rawlings, 11th	20th	Dani Rawlings, 74th

Men's NCAA

Year	Regional Finish	Top Truman Finisher	National Finish	Top Truman Finisher
1959			34th	Bob Lewis, 34th
1960			4th	Jim McFadden, 10th
1962			7th	Ed Schneider, 5th
1963			no team score	Ed Schneider, 7th
1964			2nd	Ed Schneider, 1st
1965			7th	Ron Werling, 12th*
1966			25th	Ron Werling, 11th*
1967			29th	Ron Werling, 10th
1968			19th	Keith Allen, 50th
1969			14th	Keith Allen, 37th
1971			no team score	Linley Lipper, 47th
1972			16th	Linley Lipper, 43rd
1973			no team score	Linley Lipper, 37th
1975			no team score	Jack Lindsey, 14th
1978			no team score	Tom Adams, 68th
1980			no team score	Todd Arnold, 116th
1981	4th	Todd Arnold, 6th		
1982	5th	Tom Owens, 15th		
1983	2nd	Bryan Trickey, 6th	17th	Bryan Trickey, 49th
1984	5th	Tim Brown, 7th		
1985	8th	Craig Ford, 10th		
1986	2nd	Tim Brown, 1st	16th	Phil Reinkemeyer, 51st
1987	3rd	Phil Reinkemeyer, 11th	14th	Don Obert, 41st
1988	5th	Stan Johnson, 20th		
1989	1st	Stan Johnson, 5th	11th	Don Obert, 7th
1990	3rd	Rob Jensen, 7th		
1991	13th	Thad Bartram, 46th		
1992	1st	Rob Jensen, 1st	7th	Rob Jensen, 19th
1993	5th	Jeremy Struttman, 17th		
1994	3rd	Thad Bartram, 7th	3rd	Thad Bartram, 24th
1995	1st	Thad Bartram, 3rd	3rd	Christian Blackburn, 14th
1996	2nd	Jeff Obert, 11th	11th	Jeremy Struttman, 25th
1997	8th	Scott Henderson, 27th		
1998	8th	Andy Doering, 8th		
1999	3rd	Andy Doering, 7th	no team score	Andy Doering, 26th
2000	3rd	Andy Doering, 8th	10th	Andy Doering, 27th
2001	2nd	Andy Doering, 2nd	4th	Alan Heincker, 11th
2002	3rd	Alan Heincker, 12th	14th	Matt Helbig, 26th
2003	2nd	Alan Heincker, 3rd	17th	Alan Heincker, 30th
2004	8th	Aaron Wells, 9th	no team score	Aaron Wells, 111th

Bulldogs Top 10-Finishers MIAA Conference Meets

Women

1975 (MAIAW) 5. Deb Strehle	1986 5. Kerry Knepper 7. Cheryl Mitchell 10. Mary Wulff	1993 9. Ginny Hoefler
1976 (MAIAW) 8. Deb Strehle	1987 2. Kerry Knepper 4. Mary Wulff	1995 10. Ginny Hoefler
1977 (MAIAW) 9. Bridget Yaeger	1988 3. Kerry Knepper 5. Mary Wulff	1996 7. Jennifer Lehmann
1979 (MAIAW) 7. Ramona Tibbs	1989 7. Tricia Rogers 9. Rhonda Ruden	1998 5. Beth Luebbering
1980 (MAIAW) 1. Cindy Springman 9. Vicki Kijewski	1990 3. Kerry Knepper 8. Christy Rackers 10. Rhonda Ruden	1999 2. Beth Luebbering 5. Leah Zidon
1981 5. Roberta Warren 7. Cindy Springman	1991 2. Michelle Coleman 4. Rhonda Ruden 7. Debbie Bries 10. Lisa Dillin	2000 9. Kristi Willenberg 10. Leah Zidon
1982 6. Cindy Springman 7. Mary Gray	1992 6. Rhonda Ruden 7. Lisa Dillin 10. Ginny Hoefler	2001 8. Beth Luebbering
1983 5. Cindy Springman 10. Karen Eads	1993 8. Meagan Robertson 9. Dani Rawlings	2004 7. Lauren White 10. Abbie Smith
1984 7. Cheryl Mitchell		
1985 5. Cheryl Mitchell		


Men

1961 1. Floyd Waddle 2. Jim Shepard 4. John North 5. Ed Schneider 6. Terry Rohrdanz 10. Steve Thompson	1971 3. Linley Lipper 8. Tom Walsh 9. Bob Logan	1993 7. Jeremy Struttman 8. Mark Miller
1962 1. Ed Schneider 4. Jim Shepard 5. Floyd Waddle 6. John North 7. Steve Thompson	1972 1. Linley Lipper 4. Ron Harmon	1994 5. Thad Bartram 8. Jeremy Struttman 10. Jason Golonka
1963 1. Ed Schneider 2. Gerald Kusek 3. Floyd Waddle 4. Terry McDonald 7. Craig Guinn 8. Steve Thompson	1973 5. Linley Lipper	1995 5. Thad Bartram 6. Jason Golonka 7. Christian Blackburn
1964 1. Ed Schneider 4. Terry McDonald 5. Gerald Kusek 6. Ron Werling 8. Craig Guinn	1975 5. Jack Lindsey	1996 4. Christian Blackburn 7. Jeremy Struttman 10. Jeff Obert
1965 1. Ron Werling 5. Gerald Kusek 8. Terry McDonald	1978 3. Tom Adams	1997 10. Scott Henderson
1966 1. Ron Werling 6. Keith Allen 10. Gerald Kusek	1981 6. Todd Arnold	1998 9. Andy Doering
1967 1. Ron Werling 10. Keith Allen	1983 2. Todd Arnold 4. Bryan Trickey 5. Tommy Hill	1999 6. Andy Doering 8. Ben Rosario 10. Matt Helbig
1968 2. Pat Sullivan 4. Keith Allen 7. Tom Logan	1984 6. Ron Werling 10. Ron Barnett	2000 2. Andy Doering 8. Matt Helbig 10. Ben Rosario
1969 2. Tom Logan 3. Keith Allen 6. Pat Sullivan	1986 3. Tim Brown 7. Phil Reinkemeyer 8. Stan Johnson	2001 1. Andy Doering 4. Ben Rosario 5. Alan Heincker 6. Brian McQueary
1970 2. Tom Logan 3. Keith Allen 6. Pat Sullivan	1987 3. Phil Reinkemeyer 4. Don Obert 8. Tom Hackworth	2002 2. Alan Heincker 3. Matt Helbig 10. Andy Person
1971 1. Floyd Waddle 2. Jim Shepard 4. John North 5. Ed Schneider 6. Terry Rohrdanz 10. Steve Thompson	1988 3. Stan Johnson 5. Rob Jensen	2003 2. Alan Heincker 5. Andy Person
1972 1. Linley Lipper 4. Ron Harmon	1989 4. Don Obert 7. Tom Hackworth 8. Stan Johnson	2004 7. Aaron Wells 8. Eli Klimek
1973 5. Linley Lipper	1990 4. Rob Jensen	
1974 1. Ed Schneider 4. Jim Shepard 5. Floyd Waddle 6. John North 7. Steve Thompson	1991 2. Michelle Coleman 4. Rhonda Ruden 7. Debbie Bries 10. Lisa Dillin	
1975 5. Jack Lindsey	1992 6. Rhonda Ruden 7. Lisa Dillin 10. Ginny Hoefler	
1976 8. Deb Strehle	1993 8. Meagan Robertson 9. Dani Rawlings	
1977 9. Bridget Yaeger	1994 7. Lauren White 10. Abbie Smith	
1978 2. Kerry Knepper 4. Mary Wulff		
1979 7. Ramona Tibbs		
1980 1. Cindy Springman 9. Vicki Kijewski		
1981 5. Roberta Warren 7. Cindy Springman		
1982 6. Cindy Springman 7. Mary Gray		
1983 5. Cindy Springman 10. Karen Eads		
1984 7. Cheryl Mitchell		
1985 5. Cheryl Mitchell		



Past Women's MIAA Finishes

Year	Head Coach	Indoor Winner	Points	Truman Place	Outdoor Winner	Points	Truman Place
1982	John Cochrane	Southeast Missouri	138	3rd	Southeast Missouri	138	3rd
1983	John Cochrane	Central Mo./Southeast Mo.	65	3rd	Truman	69	
1984	John Cochrane	Southeast Missouri	70	2nd	Southeast Missouri	82.5	2nd
1985	John Cochrane	Southeast Missouri	75	4th	Southeast Missouri	88	4th
1986	John Cochrane	Central Missouri	61	3rd	Southeast Missouri	116	5th
1987	John Cochrane	Southeast Missouri	172	3rd	Southeast Missouri	237	3rd
1988	John Cochrane	Southeast Missouri	155	4th	Southeast Missouri	216	4th
1989	John Cochrane	Truman	139.5		Southeast Missouri	190	2nd
1990	John Cochrane	Truman	124		Pittsburg State	169	3rd
1991	John Cochrane	Southeast Missouri	163	3rd	Pittsburg State	209	3rd
1992	John Cochrane	Pittsburg State	110	3rd	Pittsburg State	202	3rd
1993	John Cochrane	Pittsburg State	131	4th	Pittsburg State	169	5th
1994	John Cochrane	Central Missouri	129	3rd	Pittsburg State	201	3rd
1995	John Cochrane	Pittsburg State	120	3rd	Pittsburg State	187	3rd
1996	John Cochrane	Pittsburg State	121	7th	Emporia State	195	4th
1997	John Cochrane	Northwest Missouri	141.5	4th	Northwest Missouri	186	5th
1998	John Cochrane	Northwest Missouri	134	5th	Northwest Missouri	185	5th
1999	John Cochrane	Central Missouri	103	2nd	Emporia State	225	3rd
2000	John Cochrane	Truman	173		Truman	189	
2001	John Cochrane	Emporia State	159	2nd	Emporia State	195	2nd
2002	John Cochrane	Emporia State	120	2nd	Emporia State	161	2nd
2003	John Cochrane	Truman	116		Emporia State	189	4th
2004	John Cochrane	Missouri Southern	117	3rd	Pittsburg State	149.5	3rd



Kerry Knepper earned six all-American awards as a Bulldog.

Past Men's MIAA Finishes


Year	Head Coach	Indoor Winner	Points	Truman Place	Outdoor Winner	Points	Truman Place
1924	H.L. McWilliams				Southwest Missouri	61.5	4th
1925	Don Faurot				Southwest Missouri	47	3rd
1926	Don Faurot				Central Missouri	62	3rd
1927	Don Faurot				Central Missouri	65	3rd
1928	Don Faurot				Central Missouri	66	3rd
1929	Chauncey Simpson				Central Missouri	62.5	4th
1930	Chauncey Simpson				Truman	72	
1931	Chauncey Simpson				SW Missouri/ Truman	72	
1932	Chauncey Simpson	Southwest Missouri	45	2nd			
1933	Chauncey Simpson				Southwest Missouri	57.5	2nd
1934	Chauncey Simpson				Northwest Missouri	56.8	5th
1935	Fred Faurot				Southeast Missouri	54	2nd
1936	Fred Faurot				Southeast Missouri	54.4	6th
1937	Fred Faurot				Southeast Missouri	58.5	6th
1938	Woodrow Rider	Southeast Missouri	50	6th	Southeast Missouri	64	4th
1939	Ed Markel	Southeast Missouri	54	6th	Southeast Missouri	71	6th
1940	Ed Markel	Southeast Missouri	45	6th	Southeast Missouri	81	3rd
1941	Ed Markel	Southeast Missouri	50.5	6th	Southeast Missouri	95.7	3rd
1942	Ed Markel	Southeast Missouri	68	5th	Southeast Missouri	107	6th
1947	Boyd King				Southeast Missouri	94.5	4th
1948	James Daugherty	Missouri-Rolla	41	4th	Southeast Missouri	59.5	5th
1949	James Daugherty	Northwest Missouri	44.75	6th	Northwest Missouri	76.5	6th
1950	Boyd King	Northwest Missouri	44.75	6th	Northwest Missouri	84.5	6th
1951	Ken Gardner	Southwest Missouri	57	6th	Central Missouri	72.2	6th
1952	Ken Gardner	Southwest Missouri	52	5th	Southwest Missouri	63	6th
1953	Ken Gardner	Central Missouri	59.25	2nd	Central Missouri	73.5	3rd
1954	Ken Gardner	Central Missouri	49.67	2nd	Southeast Missouri	63.5	3rd
1955	Ken Gardner	Central Missouri	56.5	3rd	Central Missouri	62.3	6th
1956	Ken Gardner	Southeast Missouri	43.5	4th	Central Missouri	61	2nd
1957	Ken Gardner	Southeast Missouri	42	2nd	Southeast Missouri	83.5	6th
1958	Ken Gardner	Southeast Missouri	62.5	2nd	Southeast Missouri	65.4	3rd
1959	Ken Gardner	Truman	83.67		Truman	78.5	
1960	Ken Gardner	Truman	97.5		Truman	126.5	
1961	Ken Gardner	Truman	88.5		Truman	93	
1962	Ken Gardner	Truman	78		Truman	88.5	
1963	Ken Gardner	Truman	89		Truman	104.5	
1964	Ken Gardner	Truman	85		Truman	110.5	
1965	Ken Gardner	Truman	69		Truman	96	
1966	Ken Gardner	Truman	57		Truman	72	
1967	Ken Gardner	Truman	67.67		Truman	66	
1968	Ken Gardner	Truman	75		Truman	87	
1969	Ken Gardner	Southeast Missouri	81	2nd	Southeast Missouri	122	2nd
1970	Ken Gardner	Truman	75		Southeast Missouri	96.5	2nd
1971	Ken Gardner	Southeast Missouri	77	2nd	Southeast Missouri	68.5	2nd
1972	Ken Gardner	Truman	71		Truman	76	
1973	Ken Gardner	Truman	72.5		Truman	79	
1974	Ken Gardner	Truman	67.5		Truman	61.5	
1975	Ken Gardner	Lincoln	67	4th	Lincoln	79	5th
1976	Ken Gardner	Truman	59		Southeast Missouri	77	3rd
1977	Ken Gardner	Southeast Mo./ Truman	72		Southeast Missouri	80	2nd
1978	Ken Gardner	Truman	63		Truman	86	
1979	Ken Gardner	Truman	80		Truman	131	
1980	Ken Gardner	Truman	124		Lincoln	137	2nd



Jamille Curry was a three-time all-American as a member of 4x400 relay teams.



Fred Banks (left) won the 440-yard NCAA Championships in 1967. Jerry Krumeich (right) was an all-American in the 100-yards and 200-yards in 1966.



Dan Futrell won the 1979 800-meters at the NCAA II meet.

Con't next page



Track and Field Conference Results



Chad Froelker was the NCAA runner-up in the decathlon in 2000.

Past Men's MIAA Finishes (Con't)

Year	Head Coach	Indoor Winner	Points	Truman Place	Outdoor Winner	Points	Truman Place
1981	Ken Gardner	Lincoln	116	4th	Southeast Missouri	149	3rd
1982	Ken Gardner	Northwest Missouri	139	5th	Southeast Missouri	194	3rd
1983	Ken Gardner	Southeast Missouri	151	2nd	Southeast Missouri	179	3rd
1984	Ed Schneider	Southeast Missouri	190	3rd	Southeast Missouri	225	3rd
1985	Ed Schneider	Southeast Missouri	184	5th	Southeast Missouri	203	4th
1986	Ed Schneider	Southeast Missouri	188	4th	Southeast Missouri	271	4th
1987	Ed Schneider	Southeast Missouri	137	5th	Southeast Missouri	214	5th
1988	Ed Schneider	Southeast Missouri	168	4th	Southeast Missouri	205	4th
1989	Ed Schneider	Southeast Missouri	106	5th	Southeast Missouri	161	5th
1990	Ed Schneider	Southeast Missouri	125	5th	Pittsburg State	146	4th
1991	Ed Schneider	Southeast Missouri	139	6th	Southeast Missouri	138	5th
1992	Ed Schneider	Northwest Missouri	107	3rd	Pittsburg State	182	4th
1993	Ed Schneider	Pittsburg State	144	5th	Pittsburg State	185	3rd
1994	Ed Schneider	Central Missouri	115	7th	Central Missouri	161	7th
1995	Ed Schneider	Pittsburg State	132	5th	Emporia State	161	4th
1996	Ed Schneider	Central Missouri	132	4th	Pittsburg State	147	4th
1997	Ed Schneider	Central Missouri	172	4th	Pittsburg State	181	4th
1998	Ed Schneider	Central Missouri	161	4th	Central Missouri	216	2nd
1999	Ed Schneider	Central Missouri	178	5th	Emporia State	190	5th
2000	Ed Schneider	Central Missouri	133	4th	Pittsburg State	201	4th
2001	Ed Schneider	Central Missouri	194	5th	Central Missouri	196	5th
2002	Ed Schneider	Central Missouri	154	3rd	Central Missouri	146.5	4th
2003	Ed Schneider	Central Missouri	149	6th	Central Missouri	180	6th
2004	Ed Schneider	Missouri Southern	112	7th	Central Missouri	170	7th

Truman in the NCAA

Year	Place	Points	Top Finisher	Year	Place	Points	Top Finisher
1978*			Deb Carter (1st)- 60-yard	1975	29th	4	Dave Taylor (4th)- High Jump
1985	11th	10	Marlene Frahm (1st)- Shot Put	1966	12th	17	Ron Werling (2nd)- Steeplechase
1989	17th	5	Kerry Knepper (4th)- 3000m	1967	t-9th	20	Fred Banks (1st)- 440-yard
1990	8th	17	Stacy Roberts (3rd)- High Jump	1968	35th	6	Wayne Denney (3rd)- 800m
			Karla Kaestner (3rd)- 55m hurdles	1969	8th	20	Don Allbritton (1st)- Pole Vault
			Kerry Knepper (3rd)- 3000m	1970	t-18th	12	Don Allbritton (2nd)- Decathlon
			Natasha Carter (3rd)- Weight	1971	t-7th	26	Tom Geredine (1st)- Long Jump
			Kristi Morton (7th)- Pole Vault	1972	3rd	46	Don Allbritton (1st)- Decathlon
			Megan Williams (4th)- 60m hurdles				Tom Geredine (1st)- Triple Jump
			Christina Winkler (2nd)- 60m hurdles				Larry Jones (1st)- 400m
2000	t-23rd	4		1973	t-8th	22	Larry Jones (1st)- 440-yard
2001	t-30th	3		1974	10th	20	Larry Jones (1st)- 440-yard
2002	t-27th	5		1976	t-23rd	10	Dan Futrell (2nd)- 800m
2004	t-17th	8		1977	t-25th	9	Dan Futrell (2nd)- 800m
				1978	40th	5.5	Dan Futrell (4th)- 800m
				1979	9th	24	Dan Futrell (1st)- 800m
				1980	t-37th	6	4x400 relay (3rd)
				1982	t-26th	20	Ray Armstead (3rd)- 400m
				1983	t-25th	23	Freddy Thompson (5th)- Triple Jump
				1984	t-18th	25	Ray Armstead (2nd)- 400m
				1985	t-33rd	4	Wade Sorenson (5th)- High Jump
				1989	34th	5	Rich Hayward (4th)- Discus
				1990	16th	19	Rich Hayward (3rd)- Discus
				1991	t-32nd	6	Matt Candrl (3rd)- Decathlon
				1992	t-40th	5	Rob Jensen (6th)- 10,000m
				1993	t-38th	6	Geoff Heskett (3rd)- Hammer
				1994	t-39th	4	Geoff Heskett (5th)- Hammer
				1995	0	0	Shawn Weber (10th)- Triple Jump
				1996	24th	9	Shawn Weber (3rd)- Triple Jump
				1997	45th	3	Matt Antognoli (6th)- 400m
				1998	41st	3	Chad Froelker (6th)- Decathlon
				1999	0	0	Keith Aumiller (12th)- 400m hurdles
				2000	t-27th	8	Chad Froelker (2nd)- Decathlon
				2001	t-40th	4	Jake Kingery (5th)- Decathlon
				2002	t-24th	12	Jake Kingery (4th)- Decathlon
				2003	t-50th	1	Pate Boyle (8th)- 3,000m steeplechase
				2004	t-23rd	10	James Walton (1st)- Long Jump

WOMEN'S INDOOR

Year	Place	Points	Top Finisher
1978*			Deb Carter (1st)- 60-yard
1985	11th	10	Marlene Frahm (1st)- Shot Put
1989	17th	5	Kerry Knepper (4th)- 3000m
1990	8th	17	Stacy Roberts (3rd)- High Jump
			Karla Kaestner (3rd)- 55m hurdles
			Kerry Knepper (3rd)- 3000m
			Natasha Carter (3rd)- Weight
			Kristi Morton (7th)- Pole Vault
			Megan Williams (4th)- 60m hurdles
			Christina Winkler (2nd)- 60m hurdles

WOMEN'S OUTDOOR

Year	Place	Points	Top Finisher
1978*			Deb Carter (5th)- 100m
1979*			Deb Carter (4th)- 100m
1981*	33rd	4	Carol Drummond (4th)- 400m hurdles
1982	24th	9	Marlene Frahm (6th)- Shot Put
1983	45th	5	Linda Mericle (9th)- 400m hurdles
1984	29th	12	Marlene Frahm (3rd)- Shot Put
1985	18th	10	Marlene Frahm (1st)- Shot Put
1987	35th	1	4x400 relay (8th)
1990	10th	19.5	Sandra Hester (1st)- 400m hurdles
1992	33rd	5	Vicki Perez (5th)- Discus
1993	21st	8	Vicki Perez (2nd)- Discus
1998	t-35th	3	4x100 relay (6th)
1999	t-34th	3	Beth Luebbering (6th)- 10,000m
2000	t-16th	17	Natasha Carter (3rd)- Hammer
2001	31st	8.5	4x400 relay (5th)
2002	25th	11	Megan Williams (5th)- 100m hurdles
			Christina Winkler (5th)- 400m hurdles
			Christina Winkler (4th)- 400m hurdles
			Christina Winkler (1st)- 400m hurdles

* AIAW National Meet

MEN'S INDOOR

Year	Place	Points	Top Finisher
1987	23rd	1	Tim Brown (6th)- 1,500m
1989	21st	1	Rich Hayward (6th)- Shot Put
1992	12th	11	Rob Jensen (2nd)- 5,000m
1995	22nd	2	Shawn Weber (5th)- Triple Jump
			Jon Coyle (5th)- Long Jump
			Shawn Weber (2nd)- Triple Jump
1996	11th	9	Matt Antognoli (5th)- 400m
1997	t-21st	3	Chad Froelker (7th)- High Jump
2000	0	0	Brian Dzingai (7th)- 55m
2001	t-31st	2	James Walton (2nd)- Long Jump
2002	21st	8	

MEN'S OUTDOOR

Year	Place	Points	Top Finisher
1963	18th	9	Dale Collier (4th)- Shot Put
1964	12th	18	Ed Schneider (2nd)- Mile Run

MEN'S DIVISION I PERFORMERS (INDOOR)

Year	Athlete	Event	Place
1971	Tom Geredine	Long Jump	3rd
1972	Larry Jones	440-yard	1st
1974	Larry Jones	440-yard	1st
1977	Dan Futrell	880-yard	5th
1979	Dan Futrell	880-yard	3rd

MEN'S DIVISION I PERFORMERS (OUTDOOR)

Year	Athlete	Event	Place
1972	Larry Jones	400m	2nd
1972	Don Allbritton	Decathlon	3rd
1974	Larry Jones	440-yard	1st
1975	Dan Futrell	800m	4th
1984	Ray Armstead	400m	4th

Division II athletes no longer eligible for Div. I Championships after 1985 indoors

Bulldog Women's Records

Indoor Records

Event: Mark, Record Holder(s) (Year)
55-Meter Dash: 6.74, Deb Carter (1978)
55-Meter Hurdles: 8.11, Megan Williams (2001)
60-Meter Dash: 7.76, Jill Lowry (2002)
60-Meter Hurdles: 8.68, Christina Winkler (2004)
200-Meter Dash: 25.11, Christina Winkler (2004)
200-Meter Hurdles: 28.87, Megan Mosher (1998)
300-Meter Dash: 40.64, Carol Drummond (1981)
400-Meter Dash: 56.72, Christina Winkler (2004)
500-Meter Dash: 1:16.43, Kasye Hahn (2002)
600-Meter Run: 1:37.14, Leigh Earle (1987)
600-Yard Run: 1:25.09, Candi Jones (2004)
800-Meter Run: 2:15.99, Candice Hoskins (2004)
1,000-Meter Run: 3:00.84, Rhonda Ruden (1992)
1,500-Meter Run: 4:43.41, Michelle Coleman (1992)
Mile Run: 4:58.07, Kerry Knepper (1990)
3,000-Meter Run: 9:52.84, Kerry Knepper (1990)
5,000-Meter Run: 17:32.18, Beth Luebbering (2000)
High Jump: 5-8, Stacy Roberts (1990)
Pole Vault: 11-8, Kristi Morton (2001)
Long Jump: 18-11.25, Lisa Moats (1983)
Triple Jump: 38-3.5, Karena Singleton (2000)
Shot Put: 50-0.5, Marlene Frahm (1985)
20 # Weight Throw: 57-9, Natasha Carter (2000)
Pentathlon: 3,270, Teri Gipple (1986)
4x100 Relay: 50.77, Gretchen Bruemmer, Beth Waters, Sa-Tonya Carter & Dafros Mudyirwa (1998)
4x200 Relay: 1:44.66, Jill Lowry, Sara Jessen, Jamille Curry, Kasye Hahn (2001)
4x400 Relay: 3:50.23, Christina Winkler, Candice Hoskins, Sara Jessen, Candi Jones (2004)
4x800 Relay: 9:21.89, Christy Rackers, Kerry Knepper, Marsha Perkins & Rhonda Ruden (1990)
Distance Medley Relay: 12:28.03, Sonya Yamnitz, Kasye Hahn, Jody Shanks, Beth Luebbering (2001)
Mile Relay: 3:57.73, Molly Kandlbinder, Lauren Dorsey, Kasye Hahn, Jamille Curry (2000)
Two-Mile Relay: 9:24.09, Christy Rackers, Kerry Knepper, Marsha Perkins & Rhonda Ruden (1990)
4x55 Meter Shuttle Hurdle Relay: 34.32, Dafros Mudyirwa, Paige Bixler, Gretchen Bruemmer & Megan Mosher (1998)

Indoor Events No Longer Run

50-Yard Hurdles: 7.20, Bernee Long (1980)
60-Yard Hurdles: 8.13, Myrna Moore (1983)
50-Yard Dash: 6.12, Deb Carter (1978)
60-Yard Dash: 6.74, Deb Carter (1978)
300-Yard Dash: 37.06, Sandra Hester (1991)
440-Yard Dash: 57.98, Sharon Thiel (1987)
880-Yard Run: 2:17.24, Mary Gray (1983)
1,000-Yard Run: 2:40.39, Rhonda Ruden (1991)
Two-Mile Run: 11:05.98, Kerry Knepper (1988)
Three-Mile Run: 17:21.86, Tricia Rogers (1990)
880 Relay: 1:47.24, Nancy Witte, Donna Davis, Marsha Burke & Linda Mericle (1982)

Outdoor Records

Event: Mark, Record Holder(s) (Year)
100-Meter Dash: 11.68, Deb Carter (1977)
100-Meter Hurdles: 13.80, Megan Williams (2002)
200-Meter Dash: 23.98, Jill Lowry (2001)
400-Meter Dash: 55.75, Kasye Hahn (2002)
400-Meter Hurdles: 57.81, Christina Winkler (2004)
800-Meter Run: 2:13.54, Jill Bonnstetter (1984)
1,500-Meter Run: 4:36.54, Kerry Knepper (1990)
3,000-Meter Run: 9:49.21, Kerry Knepper (1990)
3,000-Meter Steeplechase: 11:00.72, Lauren White (2004)
5,000-Meter Run: 16:49.44, Kerry Knepper (1990)
10,000-Meter Run: 34:28.60, Kerry Knepper (1990)
High Jump: 5-8, Erin Burns (1997)
Pole Vault: 11-11.75, Kristi Morton (2001)
Long Jump: 20-2.25, Dafros Mudyirwa (2000)
Triple Jump: 39-6, Karena Singleton (2001)
Shot Put: 49-6.25, Marlene Frahm (1985)
Hammer Throw: 174-7, Natasha Carter (2000)
Discus: 163-10, Vicki Perez (1993)
Javelin: 148-8, Marlene Frahm (1985)
Heptathlon: 4,806 pts., Myrna Moore (1984)
4x100-Meter Relay: 47.00, Molly Kandlbinder, Jamille Curry, Sa-Tonya Carter, Dafros Mudyirwa (1999)
4x400-Meter Relay: 3:44.02, Christina Winkler, Candice Hoskins, Sara Jessen, Candi Jones (2004)
800-Meter Sprint Medley Relay: 1:46.80, Myrna Moore, Libby Chezum, Linda Mericle & Nancy Witte (1983)
1,600-Meter Sprint Medley Relay: 4:04.04, Jill Lowry, Kasye Hahn, Candi Jones, Jody Shanks (2001)
Distance Medley Relay: 12:22.03, Marsha Perkins, Tonja Begeman, Rhonda Ruden & Kerry Knepper (1990)
4x200-Meter Relay: 1:40.70, Molly Kandlbinder, Jamille Curry, Sa-Tonya Carter & Dafros Mudyirwa (1999)
4x800-Meter Relay: 9:16.66, Christy Rackers, Kerry Knepper, Marsha Perkins & Rhonda Ruden (1990)

Stokes Stadium/ Gardner Track Records

100-Meter Dash: 11.90, Nicole Duncan, Iowa Wesleyan (1998)
100-Meter Hurdles: 13.85, Aurelia Trywinska, Highland CC (1998)
200-Meter Dash: 24.14*, Daniele Georgieva, Central Methodist (2002)
400-Meter Dash: 54.83, Louise Ayetotche, Iowa Wesleyan (1998)
400-Meter Int. Hurdles: 1:00.02, Gillian Curtiss, Emporia State (1998)
800-Meter Run: 2:13.17, Abbey Block, Pittsburg State (2003)
1,500-Meter Run: 4:37.27, Charlene Neptune, Lincoln (1998)
3,000-Meter Run: 9:57.00, Beth Luebbering, Truman (2000)
3,000-Meter Steeplechase: 11:15.6, Suzanne Schmidt, Truman (2002)
5,000-Meter Run: 17:27.38, Evelina Slatinska, Central Methodist (2003)
4x100-Meter Relay: 47.13, Truman (1998)
4x400-Meter Relay: 3:48.31, Emporia State (1998)
Shot Put: 46-10.75, Julie Humphreys, Northwest Missouri (1998)
Hammer: 186-3, Laura May, Emporia State (1998)
Discus: 161-3, Julie Humphreys, Northwest Missouri (1998)
Javelin: 161-4, Vonnetta Gatewood, Pittsburg State (1998)
Long Jump: 19-6, Nicole Duncan, Iowa Wesleyan (1998); Leslie Dudley, Pittsburg St. (1998)
Triple Jump: 39-2.25, Karena Singleton, Truman (2000)

High Jump: 5-6, Heather Kleckner, Wisconsin-LaCrosse (2001)
Pole Vault: 11-9.75, Kari Wilson, Univ. of Mary (2001)

* Converted from hand time



Bulldog Men's Records

Indoor Records

Event: Mark, Record Holder(s) (Year)
55-Meter Dash: 6.37, Brian Dzingai (2001)
60-Meter Dash: 6.73, Brian Dzingai (2001)
55-Meter Hurdles: 7.62, Dave Mayhew (2000)
60-Meter Hurdles: 8.14, Dave Mayhew (2002)
200-Meter Dash: 21.54, Brian Dzingai (2001)
400-Meter Dash: 48.04, Matt Antognoli (1997)
600-Meter Run: 1:14.24, Dan Zwilling (2003)
600-Yard Dash: 1:10.79, Ray Armstead* (1983)
800-Meter Run: 1:54.12, Matt Helbig (2000 & 2001)
1,000-Meter Run: 2:30.21, Chad Jensen (1992)
1,500-Meter Run: 4:03.29, Chad Jansen (1992)
One-Mile Run: 4:10.2, Ed Schneider (1964)
3,000-Meter Run: 8:28.16, Alan Heincker (2003)
5,000-Meter Run: 14:27.34, Ben Rosario (2002)
One-Mile Relay: 3:15.3, Fred Banks, Jerry Krumeich, Jerry Walker & Ron Davis (1967)
Two-Mile Relay: 7:40.1, Mike Pemberton, Keith Allen, Bill Young & Wayne Denney (1969)
Distance Medley: 10:04.16, Nick Blackburn, Chad Froelker, Matt Helbig, Aaron Aversman (2000)
Weight Throw: 52-7.25, Ryan Easley (2001)
Shot Put: 58-8, Alec Meinke (1983)
High Jump: 7-2¹/₂, Charles Thornton (1979)
Long Jump: 24-5³/₄, James Walton (2002)
Pole Vault: 16-0³/₄, Don Allbritton (1971)
Triple Jump: 51-9³/₄, Shawn Weber (1996)

* *Armstead, as an unattached runner, turned in a time of 1:08.69 during the 1984 indoor season.*

Indoor Events No Longer Run

60-Yard Dash: 6.36, Trent Cuthbert (1984)
60-Yard High Hurdles: 7.26, Bill Dorsam (1984)
60-Yard Low Hurdles: 6.9, Ron Davis (1967)
300-Yard Dash: 30.7, Larry Jones (1974)
440-Yard Dash: 47.5, Larry Jones (1974)
880-Yard Run: 1:51.3, Dan Futrell (1977)
1,000-Yard Run: 2:11.68, Chris Franklin (1977)
Two-Mile Run: 9:07.9, David Harris (1977)

STOKES STADIUM/ GARDNER TRACK RECORDS

100-Meter Dash: 10.46, Lerone Clark, Lincoln (2003)
110-Meter Hurdles: 14.20, Stephen Chambers, Central Missouri (2003)
200-Meter Dash: 20.93, Lerone Clark, Lincoln (2004)
400-Meter Dash: 46.35, Kenny Shields, Highland (1999)
400-Meter Int. Hurdles: 52.40, Brian Moorman, Pittsburg State (1998)
800-Meter Run: 1:51.95, John Heil, Northwest Missouri (2003)
1,500-Meter Run: 3:54.52, Leif Kennedy, Central Missouri (2003)
Mile Run: 4:11.3, Ed Schneider, Truman (1965)
3,000-Meter Run: 8:42.70, Robby Lane, Northwest Missouri (1999)
3,000-Meter Steeplechase: 9:01.24, Josphat Boit, Central Methodist (2002)*
Two-Mile Run: 9:30.8, Floyd Waddle, Truman (1960)
5,000-Meter Run: 14:45.00, Andy Doering, Truman (2000)
Three-Mile Run: 13:59.6, Linley Lipper, Truman (1974)
10,000-Meter Run: 31:03.40, Central Missouri (2003)
4x100-Meter Relay: 41.00, Lincoln (2003)
4x400-Meter Relay: 3:12.24, Central Missouri (1998)
Shot Put: 61-9.5, Jason Stuke, Emporia State (1998)
Hammer: 211-9, Jeff Kremer, unattached (1999)
Discus: 189-9, Jeff Kremer, Central Missouri (1998)
Javelin: 220-3, Murdock, Southwest Mo. (1964)
Long Jump: 25-8, Sean Robbins, Can-Do Athletics (1998)
Triple Jump: 50-3.25, Tom Geredine, Truman (1970)
High Jump: 6-11.5, Cale VanGenderen, Central College (2004)
Pole Vault: 17-6.5, Andrei Skvortsov, Central Missouri (1998)

* *Converted from hand time*

Outdoor Records

Event: Mark, Record Holder(s) (Year)
100-Meter Dash: 10.19, Brian Dzingai (2001)
110-Meter Hurdles: 14.51, Dave Mayhew (2000)
200-Meter Dash: 20.50, Brian Dzingai (2001)
400-Meter Dash: 45.10, Ray Armstead (1984)*
400-Meter Hurdles: 52.45, James Echols (1962)
800-Meter Run: 1:46.81, Dan Futrell (1979)
1,500-Meter Run: 3:46.8, Ed Schneider (1964)
3,000-M Steeplechase: 9:04.04, Ron Harmon (1974)
5,000-Meter Run: 14:32.10, Rob Jensen (1992)
10,000-Meter Run: 30:11.79, Andy Doering (2002)
400-Meter Relay: 40.84, Leroy Berry, Jim Weigand, Jim Taylor & Charles Taylor (1963)
One-Mile Relay: 3:08.15, Sterling Bridges, Herb Damper, Dan Futrell & Perry Williams (1979)
Two-Mile Relay: 7:29.5, Ephraim Woods, Bruce Smith, Gary Evans & Dan Futrell (1976)
Sprint Medley Relay: 3:19.8, Steve Powell, Sterling Bridges, Mike Laususe & Dan Futrell (1977)
Distance Medley Relay: 9:54.3, Wayne Ventling, Larry Jones, Ron Harmon & Linley Lipper (1974)
Shot Put: 58-0¹/₂, Alec Meinke (1983)
Discus: 174-6, Rich Hayward (1990)
Javelin: 203-9, Mark Sissom (1977)
Hammer: 188-2, Geoff Heskett (1994)
High Jump: 7-0¹/₄, Charles Thornton (1979)
Pole Vault: 16-4¹/₂, Don Allbritton (1972)
Long Jump: 25-2, Tom Geredine (1971)
Triple Jump: 51-8¹/₄, Freddy Thompson (1984)
Decathlon: 7,328 points, Don Allbritton (1972)
Marathon: 2 hrs., 32:21, Loren Moes (1971)
 * *Armstead ran a time of 44.87 at the Olympic Trials in Los Angeles during the 1984 outdoor season.*

Outdoor Events No Longer Run

100-Yard Dash: 9.6, Leroy Berry (1962), Jerry Krumeich (1964) & Larry Jones (1972 & 73)
120-Yard High Hurdles: 14.4 Norm Taylor (1967) & Dave Taylor (1967)
220-Yard (curve): 20.7, Fred Banks (1967)
440-Yard Dash: 45.2, Larry Jones (1974)
880-Yard Run: 1:49.4, Dan Futrell (1978)
One-Mile Run: 4:05.9, Linley Lipper (1974)
Three-Mile Run: 13:59.6, Linley Lipper (1974)
440-Y Intermediate Hurdles: 52.6, James Echols ('62)
440-Yard Relay: 40.9, Leroy Berry, Jim Weigand, Jim Taylor & Charles Taylor (1963)
880-Yard Relay: 1:24.8, Al Jackson, Jerry Krumeich, Ron Davis & Fred Banks (1967)

Cross Country Records

Year	Distance:	Time, Record Holder (Year)
Freshman.....	5-Miles:	25:24, Rich Becker (1976)
	8,000-Meters:	25:27, Andy Doering (1998)
	10,000-Meters:	32:08, Jeremy Struttman (1993)
Sophomore	5-Miles:	24:57, Tommy Hill (1981)
	8,000-Meters:	25:16, Christian Blackburn (1995)
	10,000-Meters:	31:21.4, Andy Doering (1999)
Junior	5-Miles:	24:20, Jack Lindsey (1975)
	8,000-Meters:	24:40.9, Alan Heincker (2002)
	10,000-Meters:	30:51, Tommy Hill (1982)
Senior.....	5-Miles:	24:27, Tom Adams (1978)
	8,000-Meters:	24:18, Rob Jensen (1992)
	10,000-Meters:	30:38, Alan Heincker (2003)



Women All-Americans

Name	Event	Year (Finish)
Gretchen Bruemmer	4x100 relay	1998 (6th)
Deb Carter	60-meters (i)	1977 (1st)
Natasha Carter	Weight throw (i)	2000 (3rd)
	Hammer throw	2000 (3rd)
Sa-Tonya Carter	4x100 relay	1998 (6th)
Jamille Curry	4x400 relay	2000 (8th), 2001 (5th), 2002 (6th)
Lauren Dorsey	4x400 relay	2000 (8th)
Carol Drummond	400-meter hurdles	1981 (4th)
Leigh Earle	4x400 relays	1987 (8th)
Marlene Frahm	Shot put	1992 (6th), 1994 (3rd), 1995 (1st)
	Shot put (i)	1995 (1st)
Kasye Hahn	4x400 relay	2000 (8th), 2001 (5th), 2002 (6th)
Saunda Hester	400m-hurdles	1989 (4th), 1990 (1st)
Candice Hoskins	4x400 relay	2004 (8th)
Sara Jessen	4x400 relay	2001 (5th), 2003 (8th), 2004 (8th)
	400m-hurdles	2004 (4th)
Candi Jones	4x400 relay	2001 (5th), 2002 (6th), 2003 (8th), 2004 (8th)
Karla Kaestner	55-m hurdles	1989 (6th), 1990 (3rd)
Molly Kandlbinder	4x100 relay	1998 (6th)
	4x400 relay	2000 (8th)
Kerry Knepper	Cross Country	1987 (19th), 1988 (5th)
	3,000-meters (i)	1989 (4th), 1990 (3rd)
	10,000-meters	1989 (2nd), 1990 (2nd)
Jill Lowry	4x400 relay	2003 (8th)
Beth Luebbering	10,000-meters	1999 (6th), 2000 (5th)
Janet Morlan	4x400 relay	1987 (8th)
Kristi Morton	Pole Vault	2000 (7th)
	Pole Vault	2000 (t-6th)
Dafros Mudyirwa	4x100 relay	1998 (6th)
	Long Jump	2000 (8th)
Vicki Perez	Discus	1992 (4th), 1993 (2nd)
Stacy Roberts	High Jump (i)	1990 (3rd)
Darenda Ruble	4x400 relay	1987 (8th)
Karena Singleton	Triple Jump	2000 (7th)
Cindy Springman	Cross Country	1981 (20th)
Sharon Thiel	4x400 relay	1987 (8th)
Megan Williams	100-meter hurdles	2000 (8th), 2001 (7th), 2002 (5th)
	60-meter hurdles (i)	2002 (4th)
Christina Winkler	4x400 relay	2002 (6th), 2003 (8th), 2004 (8th)
	100-meter hurdles	2004 (2nd)
	400-meter hurdles	2002 (5th), 2003 (4th), 2004 (1st)
	60-meter hurdles (i)	2004 (2nd)

Men All-Americans

Name	Event	Year (Finish)
Don Allbritton	Pole Vault	1969 (1st), 1970 (4th), 1971 (5th), 1972 (3rd)
	Decathlon	1970 (2nd), 1972 (1st)
	High Jump	1971 (6th), 1972 (2nd)
Matt Antognoli	400-meters	1997 (6th)
	400-meters (i)	1997 (5th)
Ray Armstead	400-meters	1982 (3rd), 1984 (2nd)
	4x400 relay	1980 (3rd), 1984 (6th)
Fred Banks	440-yards	1967 (1st)
	220-yards	1967 (2nd)
Thad Bartram	Cross Country	1994 (24th), 1995 (29th)
Mike Berentes	Decathlon	1971 (6th)
Christian Blackburn	Cross Country	1995 (14th)
Pat Boyle	3,000-meter steeplechase	2003 (8th)
Sterling Bridges	4x400 relay	1979 (3rd), 1980 (3rd)
Tim Brown	1500-meters (i)	1985 (3rd), 1987 (6th)
Matt Candrl	Decathlon	1990 (7th), 1991 (3rd)
Al Catching	4x400 relay	1976 (5th)
Mark Coolier	Shot Put	1990 (7th)
Jon Coyle	Long Jump (i)	1996 (5th)
Trent Cuthbert	4x400 relay	1980 (3rd), 1984 (6th)
Herb Damper	4x400 relay	1979 (3rd), 1980 (3rd)
Steve Danner	Decathlon	1990 (5th)
Ron Davis	Mile Relay	1969 (4th)
	440-yards	1969 (3rd)
Wayne Denney	800-meters	1968 (3rd)
	Mile Relay	1969 (4th)
Andy Doering	Cross Country	1999 (26th), 2000 (27th), 2001 (19th)
Bill Dorsam	4x400 relay	1980 (3rd), 1984 (6th)
Brian Dzingai	100-meters	2002 (8th)
Gary Evans	4x400 relay	1973 (2nd), 1974 (2nd), 1976 (5th)
Nick Francis	Mile Relay	1969 (4th)
Chris Franklin	880-yards	1995 (7th)
Chad Froelker	Decathlon	1998 (6th), 2000 (2nd)
Dan Futrell	800-meters	1976 (2nd), 1977 (2nd), 1978 (4th), 1979 (1st)
	1600-m relay	1979 (3rd)
Larry Gardner	Mile Relay	1969 (4th)
Tom Geredine	Long Jump	1971 (1st), 1972 (6th)
	Triple Jump	1970 (6th), 1971 (2nd), 1972 (1st)
Jason Golonka	Cross Country	1995 (37th)
Bob Gonzales	Mile relay	1972 (5th), 1973 (2nd), 1974 (2nd)
Ron Harmon	Steeplechase	1974 (3rd)

Steve Harting	Decathlon	1971 (4th)
Rich Hayward	Discus	1989 (4th), 1990 (3rd)
	Shot Put	1990 (4th)
Alan Heincker	Cross Country	2001 (11th), 2003 (30th)
Matt Helbig	1,500-meters	2002 (5th)
	Cross Country	2002 (26th)
Geoff Heskett	Hammer	1993 (3rd), 1994 (5th)
Rob Jensen	5000-meters (i)	1992 (2nd)
	10000-meters	1992 (6th)
	Cross Country	1992 (19th)
Larry Jones	440-yard/400-meters	1972 (1st), 1973 (1st), 1974 (1st)
	Mile relay	1972 (5th), 1973 (2nd), 1974 (2nd)
Dave Killeen	Steeplechase	1992 (7th)
Jake Kingery	Decathlon	2001 (5th), 2002 (4th)
Jerry Krumeich	100-yards	1966 (6th)
	200-yards	1966 (4th)
Chad Lamason	Triple Jump (i)	1992 (6th)
Mike Lausue	4x400 relay	1976 (5th)
Jack Lindsey	Cross Country	1975 (14th)
Linley Lipper	Mile	1974 (5th)
Dennis Littrell	High Jump	1972 (6th)
Kevin Long	800-meters (i)	1992 (6th)
Hurel Manns	110-meter hurdles	1976 (7th)
Craig Maxwell	Cross Country	1996 (34th)
Terry McDonald	Cross Country	1964 (14th)
Jim McFadden	Cross Country	1960 (10th)
Brian McQueary	3,000-meter Steeplechase	2002 (7th)
Mark Miller	Cross Country	1995 (28th)
Rob Nelson	Mile relay	1972 (5th)
Jim Nickerson	4x400 relay	1980 (3rd)
Don Obert	Cross Country	1989 (7th)
Jeff Obert	Cross Country	1996 (36th)
Ben Rosario	Cross Country	2001 (32nd)
Ed Schneider	Mile	1964 (2nd)
	Cross Country	1962 (5th), 1963 (7th), 1964 (1st)
Chuck Simmons	4x400 relay	1980 (3rd), 1984 (6th)
Mark Sisson	Discus	1977 (6th)
Jeremy Struttman	Cross Country	1994 (38th), 1995 (20th), 1996 (25th)
Wade Sorenson	High Jump	1985 (5th)
David Taylor	High Jump	1964, 1965 (4th), 1966 (4th)
Freddy Thompson	Triple Jump	1983 (5th)
Charles Thornton	Triple Jump	1975 (8th)
	High Jump	1978 (5th), 1979 (2nd)
Brandon Truman	55-meters (i)	1992 (6th)
Wayne Ventling	Mile relay	1972 (5th), 1973 (2nd), 1974 (2nd)
Floyd Waddle	Cross Country	1962 (13th), 1963 (11th)
James Walton	Long Jump (i)	2002 (2nd)
	Long Jump	2004 (1st)
Shawn Weber	Triple Jump (i)	1995 (5th), 1996 (2nd), 1997 (6th)
	Triple Jump	1996 (3rd)
	High Jump	1996 (6th)
Ron Werling	Steeplechase	1966 (2nd)
	Cross Country	1965 (12th), 1966 (11th), 1967 (10th)
Perry Williams	1600 MR	1979 (3rd)
Ephraim Woods	4x400 relay	1976 (5th)

Truman's NCAA Champions



Don Allbritton



Fred Banks



Deb Carter



Marlene Frahm



Dan Futrell



Tom Geredine



Saunda Hester



Larry Jones



Ed Schneider



James Walton



Christina Winkler



NCAA Women Of The Year

STACY ROBERTS, a Truman alumnus and native of Columbia, Mo., was selected as the 1991 Missouri finalist for the NCAA Woman of the Year Award.



The award recognizes a senior woman who demonstrates outstanding athletic ability, academic excellence and a dedication to community service.

She was a four-year letterwinner and two-time all-America high jumper for the Bulldogs. Roberts finished third in the 1990 NCAA Division II indoor meet with a mark of 5-7 and tied for seventh in the outdoor competition. She was the 1990 MIAA indoor and outdoor champion in the high jump and holds the school indoor record with a leap of 5-8. Roberts finished ninth in the 1991 NCAA indoor meet with a height of 5-5.

GINNY HOEFER, a Truman alumnus and native of Omaha, Neb., was selected as the 1996 NCAA Woman of the Year for the state of Missouri.



Hoefer was a four-year letter winner and three-time member of the all-conference and all-region cross country teams. She ran a personal best at the MIAA

cross-country conference meet in 1995 with a time of 18:21 on the 5,000 meter course.

Hoefer also earned GTE/CoSIDA First-Team Academic All-America honors as well as academic all-MIAA recognition and was an academic all-region choice as a Bulldog.

Hoefer maintained a 4.0 GPA and graduated in 1996 with a degree in biology.

- Mary Ahern 78,79,80
- Renita Anderson 78
- Debbie Anstey 79,80
- Sarah Armstrong 03
- Cindy Arnold 87,88,89
- Karen Baber 85
- Karen Bastert 86,87,88,89
- Elyse Beaty 91,92,94
- Amy Bechen 04
- Tonja Begeman 88,89,90,91
- Cheryl Behne 88,89
- Andrea Bellus 85,86
- Marlene Berg 84,85
- Kara Bergstrom 94
- Prudy Berry 86,87,88,89
- Jennifer Biggins 81
- Pam Bird 04
- Paige Bixler 95,96,97,98
- Jill Blix 84
- Kristi Bohn 92,93
- Lainie Bohnsack 03,04
- Jill Bonnsetter 82,83,84
- Karen Brents 80,81
- Janice Brewer 80,81
- Debbie Bries 89,90,91,93
- Lora Brookhart 83
- Angelique Brooksher 92
- Marilyn Brown 75
- Gretchen Bruemmer 96,97,98
- Marsha Burke 82
- Angela Burton 92,93
- Erin Burns 94,95,96,97
- Tracy Butler 88,89
- Bridgette Carpenter 04
- Deb Carter 77,78,79
- Natasha Carter 97,98,00
- Sa-Tonya Carter 97,98,99,00
- Rebecca Charles 04
- Suzy Chase 88,89,90,91
- Libbi Chezum 82,83,84,85
- Michelle Coleman 89,90,91,92
- Ashley Colon 04
- Dorothy Copper 83,84,85,87
- Michelle Cox 82
- Stephanie Crockett 89
- Jamille Curry 99,00,01,02
- Donna Davis 82
- Lisa Dillin 90,91,92,93
- Roberta Donaldson 75
- Lauren Dorsey 99,00
- Irma Dovin 80,82
- Gayle Dresser 83
- Karen Eads 84
- Leigh Earle 85,86,87
- Maggie Egofskje 86
- Cammie Ewing 99,01,02
- Jacque Faust 04
- Patty Feany 79
- Joan Ferguson 75
- Anita Fowler 75,77
- Amy Fox 99
- Mylene Frahm 82,83,84,85
- Kathleen Freeland 82,83,84,85
- Donna Funke 87
- Natalie Funke 84,85
- Teri Gipple 83,84,86
- Stace Graves 77
- Mary Gray 83
- Joy Gregory 80,81
- Julia Gremaud 04
- Deborah Griffey 92
- Danielle Grimes 04
- Carla Grimshaw 90,91
- Shelly Gudehus 85
- Kasve Hahn 99,00,01,02
- Dayla Haller 90
- Aprile Hammond 82
- Hilda Haring 80
- Sharon Hatfield 90
- Lois Heeren 81
- Tracy Henderson 89
- Kellie Herren 90,91,92,93
- Sandra Hester 88,89,90,91
- Marjie Hobbs 83
- Ginny Hoefer 93,94,95,96
- Milene Hollen 79,80
- Liz Hopkins 94,95,96
- Candace Hoskins 02,03,04
- Paula Hughes 80,81,82,83
- Carol Humphries 80,81
- Stephanie Inlow 85
- Kay James 79
- Sara Jessen 01,02,03,04
- Amy Johnson 01,02
- Candi Jones 01,02,03,04
- Zaneta Jones 75
- Karla Jordan 02
- Molly Kandlbinder 97,98,99,00
- Michelle Kemp 95
- D.J. Kendrick 84,85
- Amy Kessel 84,85
- Janice Kestner 83,84
- Vicki Kijewski 80,81,82,83
- Kerry Knepper 87,88,89,90
- Emily Komiskey 99,00,02,03
- Rebecca Kudrna 02,03
- Nancy Leach 79
- Brandy Leffler 99,00
- Jennifer Lehmann 94,96
- Leigh Lewis 81,82
- Berneee Long 79,80,81
- Jan Loussaert 94,95,96
- Jill Lowry 00,01,02,03
- Beth Luebbering 99,00,01,02
- Bridget Luebbering 01
- Sarah McLean 97,98,99
- Sheri Mahacek 75
- Dana Mann 86
- Barb Mariani 89
- Amanda McBee 90,91,92,93
- Rita McBeth 81,82
- Jackie McDuffey 01,02
- Marta McKee 95,96
- Monica McRell 92,93,94,95
- Ranae Meier 77
- Erin Menninger 92
- Linda Mericle 81,82,83,84
- Angela Meyer 96,97,98
- Michelle Michalak 94
- Dawn Miller 90,91
- Robin Miller 87
- Chris Mills 83,84
- Cheryl Mitchell 84,85,86,87
- Lisa Moats 83,84
- Jamie Moenster 00
- Myrna Moore 80,82,83,84
- Janet Morlan 86,87,88
- Kristi Morton 88,99,00,01
- Megan Mosher 95,96,97,98
- Dafros Mudyirwa 97,98,99,00
- Carolyn Murphy 75
- Michelle Naylor 88,89,90,91
- Patry Neff 78
- Vi Nelson 89,90
- Nicole Nicholson 89
- Charlene Nissing 86
- Paula Oldeg 92,93,94,95
- LaRae Olds 86
- Melanie Otto 93
- Talva Parker 94
- Carrie Pedersen 91,92,93
- Vicki Perez 92,93
- Marsha Perkins 89,90
- Tammy Perry 89
- Molly Pledge 88,99
- Beth Primm 77
- Mary Prisby 78
- Christy Rackers 90
- Danielle Rawlings 02,03
- Leslie Relford 87,88
- Tracy Rhodes 80,81
- Karla Ringger 87,88,89,90
- Joann Roberts 83
- Stacy Roberts 88,89,90,91
- Meagan Robertson 04
- Tricia Rogers 90,91
- Cathy Romine 77
- Darenda Ruble 86,87,88,89
- Rhonda Ruden 90,91,92
- Jennifer Rumley 81,82,83,84
- Kim Ryder 89

Track & Field Letterwinners

- Beth Sabin 97,98
- Francine Schafer 04
- Suzanne Schmidt 00,02
- Greta Schneidman 91,92
- Elizabeth Scott 97,98
- Stacy Selvey 84,85
- Jody Shanks 98,99,00,01
- Heidi Shearer 00,01
- Benita Simmons 80
- Karena Singleton 99,00,01,02
- Suzanne Sisson 86
- Abbie Smith 04
- Briana Smith 92,93,94,95
- Chantay Smith 80
- Alisha Smyth 01,02
- Diane Spading 86,87
- Alison Sparks 98,99,00
- Cindy Springman 82,83,84
- Leslie Stanley 92
- Mary Stanley 79
- Rosalind Steele 86
- Debbie Strehle 75
- Veera Sumariwalla 92,93,94
- Lori Sweetin 86
- Jennifer Tesmer 00,01,02,03
- Sharon Thiel 86,87
- Ramona Tibbs 79,80
- Mandy Torrens 94
- Marla Turner 75
- Julie Vieth 93
- Holly Wagner 77,78
- Roberta Warren 82
- Salinda Watkins 82,83
- Lindee Weese 03,04
- Loretta Weinman 82
- Raegan Whitaker 91
- Lauren White 04
- Stephanie White 89,90,91
- Kristi Willenberg 99
- Carol Willer 83,84,86
- Megan Williams 99,00,01,02
- Rachel Williams 04
- Christina Winkler 02,03,04
- Nicole Wisbrook 96
- Nancy Witte 81,82,83,84
- Sharon Witthoft 81
- Vicky Woodson 79
- Mary Wulff 86,87,88,89
- Sherry Wulff 87,88,89
- Sonya Yamnitz 01,02
- Bridget Yeager 77,78,79
- Jennifer Zid 92,93
- Leah Zidon 00,03,04

Letterwinners for the 1976 season were unavailable.

Cross Country Letterwinners

- Mary Ahern 77,79
- Deb Anstey 78,79
- Sarah Armstrong 02,03,04
- Cindy Arnold 86,87
- Pam Bird 02
- Deborah Bries 88,89,90,91
- Lora Brookhart 82,85,86
- Angela Burton 92
- Tracy Butler 87,88,89
- Kim Choate 97
- Kristan Cloud 81
- Michelle Coleman 88,89,90,91
- Grace Delnero 04
- Lisa Dillin 89,91,92
- Carol Humphries 81
- Karen Eads 83
- Cammie Ewing 98,99,01
- Jacque Faust 04
- Patty Feany 78

- Kathleen Freeland 81,82,83,84
- Rachel Fuller 97
- Donna Funke 86
- Natalie Funke 83,84
- Cathy Galbraith 76
- Gina Geisler 96
- Mary Gray 82
- Kate Gregory 95
- Deborah Griffey 91
- Shelly Gudehus 84
- Kasve Hahn 02
- Kim Hammen 81
- Kelly Hammerich 82,83
- Marjorie Hobbs 80
- Ginny Hoefer 92,93,94,95
- Kim Hoffman 97
- Milene Hollon 77,78,79
- Sharon Johansen 76
- Amy Johnson 00,01

- Emily Komiskey 98,99,00,01
- Vicki Kijewski 80,82,83
- Kerry Knepper 86,87,88,90
- Alison Kniker 94
- Patti Lake 81
- Brandy Leffler 98,99
- Jennifer Lehmann 93,94,95,96
- Beth Luebbering 98,99,00,01
- Marta McKee 94,95
- Angela Meyer 96,97,98
- Cheryl Mitchell 83,84,85,86
- Viola Nelson 88
- Maureen O'Connell 77
- Paula Oldeg 92,93,94
- Melanie Otto 92,93
- Lori Owens 85
- Talva Parker 92,93,94,95
- Marsha Perkins 88,89
- Christy Rackers 89,90

- Norma Rahter 82
- Dani Rawlings 01,02,03,04
- Leslie Relford 87
- Meagan Robertson 03,04
- Tricia Rogers 89,90
- Krista Roland 97
- Rhonda Ruden 89,90,91,92
- Jennifer Rumley 81
- Kimberly Ryder 89
- Beth Sabin 95,96,97
- Suzanne Schmidt 99,00,01
- Elizabeth Scott 97,98
- Greta Schneidman 90,91
- Jody Shanks 97,98,00,01
- Suzanne Sisson 84,85
- Abbie Smith 02,03,04
- Alisha Smyth 00,01
- Cindy Springman 80,81,82,83
- Leslie Stanley 91

- Mary Stanley 77,78,79
- Deborah Strehle 76
- Leanne Teerlinck 86
- Jennifer Tesmer 99,00,01,02
- Romona Tibbs 79
- Mandy Torrens 93,94,95
- Alana Walker 03
- Roberta Warren 81
- Lyndsay Wheeler 96
- Lauren White 03,04
- Kristi Willenberg 98,00
- Beth Winbinger 88
- Mary Wulff 85,86,87,88
- Sherry Wulff 85,87,88
- Sonya Yamnitz 00,01
- Bridget Yeager 76,77,78
- Amy Zoll 89
- Leah Zidon 99,00,02,03




Track & Field Letterwinners

Gary Adams 97	Andy Doering 99,00,01	Mike Hronick 99	James McFadden 59	John Scripeick 73	Steve Thompson 63
Don Allbritton 69,70,71,72	Bill Dorsam 84	Keith Humphrey 61,62,63	Eric McFarlane 04	Joe Shamy 63	Charles Thornton 75,77,78,79
Keith Allen 67,68,69,70	Clarence Dottrey 70	Ron Hunt 68	Lonnie Shane 81,82,83,84	Kyle Torres 04	Kyle Torres 04
Terrence Andrews 83,85,86	Dennis Doublin 81,82,83	Ray Inge 74	Michael Shelton 84,85,86,87	Bryan Trickey 82,83,84	Bryan Trickey 82,83,84
Matt Antognoli 95,96,97,98	Jim Driscoll 79,80,81	Al Jackson 67,68	James Shepard 61,62	Brandon Truman 91,92,93	Brandon Truman 91,92,93
Ray Armstead 80,81,82,84	Brian Dzingai 01,02	Hank Jackson 79,81	Larry Shocks 69,70	Wayne Ventling 72,73,74	Wayne Ventling 72,73,74
Todd Arnold 81,82,83	Ryan Easley 99,00,01	Ned Jackson 59	Charles Simmons Jr. 83,84,85,86	David Vickery 79,80	David Vickery 79,80
Keith Aumiller 98,99,00	James Echols 76	Paul Jacobson 74,75	Jason Simpson 04	Todd Volkert 89	Todd Volkert 89
Aaron Aversman 97,98,99,00	Paul Economides 67,68	Robert Jensen 90,91,92	Dennis Sissom 61,62,63,64	Floyd Waddle 61,62,63,64	Floyd Waddle 61,62,63,64
Art Baker 59	Curtis Elam 87,88,89,90	Aubrey Johnson 68,69,70,71	Mark Sissom 75,76,77,78	Gus Walker 64	Gus Walker 64
Jeffrey Baker 88	Chris Elledge 04	Brian Johnson 75	Jim Slockett 63,64,65	Jerry Walker 65,66,67,68	Jerry Walker 65,66,67,68
Fred Banks 66,67,68	Lenvil Elliott 73	Mike Johnson 98	Billy Smith 77,78	Andy Walkup 95	Andy Walkup 95
Ronald Barnett 84,85,86	Gary Evans 73,74,75,76	Stan Johnson 87,88,90	Bruce Smith 76	James Walton 02,04	James Walton 02,04
Don Barteo 61,62	Stephan Fisher 88,89,90	Jack Jones 59	Hardie Smith 70,71,72,73	Bob Warren 71,72	Bob Warren 71,72
Thad Bartram 94,95	Arul Fleury 90,91,92	Larance Jones 72,73,74	Justin Smith 03	Sharron Washington 66	Sharron Washington 66
Tony Barulich 59	Brett Fluery 96	Pat Kedley 72,73	William Smith 87,88	Walter Washington 04	Walter Washington 04
Ronald Beasley 64	Nick Francis 69,70,71	Melvin Kennedy 79,80,81	Kent Snipes 88	Brian Waters 96,98,99	Brian Waters 96,98,99
Scott Beattie 93	Chris Franklin 74,75,77	David Killeen 90,91,92	Wade Sorenson 84,85	Bob Watts 63	Bob Watts 63
Kyle Beers 86,87,88	Mike Fraser 71,72,73,74	Jacob Kingery 00,01,02,03	Rob Spalding 95	Shawn Weber 94,95,96,97	Shawn Weber 94,95,96,97
Darnell Belt 78,79	Chad Froelker 97,98,00,01	Laban Kipkurui 04	Wally Sparks 86	James Weigand 61,62,63	James Weigand 61,62,63
Mike Berentes 68,69,71	Robert Frost 64,65,66,67	Jim Klampe 82,83	Martin Sprague 82,83,84	Mike Weinkauff 99	Mike Weinkauff 99
Leroy Berry 62,63	Ronald Frost 64,65,66,67	Eli Klimek 04	Timothy St. Clair 82	Terry Weis 08	Terry Weis 08
Darryl Bills 75	Al Fulton 70,71,72,73	Grant Kniffen 83	Bob Staebler 59	Aaron Wells 64	Aaron Wells 64
Dave Bingaman 86,87,88,89	Dan Futrell 76,77,78,79	Neil Knight 59	Lowery Stallings 85	Ron Werling 64,65,66,67	Ron Werling 64,65,66,67
Christian Blackburn 97,98	Larry Gardner 69	Cletus Koehler 59	Larry Statler 59	Kurtis Werner 04	Kurtis Werner 04
Nick Blackburn 99,00,01	Tom Geredine 70,71,72,73	Dennis Kolarik 71	Jose Stevicks 92,94,95	Nolan White 03	Nolan White 03
Darren Blair 80,81,82,83	Jim Georges 68	Aaron Krill 96,97,98,99	Larry Stickler 63,66	Lloyd Wiese 67,69	Lloyd Wiese 67,69
Randy Booth 81	Doug Gildehaus 81,82,83	Jerry Krumeich 65,66,67	Jeremy Struttman 96	Daniel Willithe 04	Daniel Willithe 04
Garry Boyd 68,69	Jason Golonka 93,96	David Kuenzel 64,65,66,67	Kurtis Suellentrop 97,98	Bob Williams 65	Bob Williams 65
Jeffrey Boyd 83,85	Bob Gonzales 72,73,74,75	Jerry Kusek 64,65	Pat Sullivan 68,69,70,71	Perry Williams 78,79	Perry Williams 78,79
Dan Boyle 03	Chadd Lamason 89,90,91,92	Chadd Lamason 89,90,91,92	Larry Swift 59	Eric Wittrock 04	Eric Wittrock 04
Pat Boyle 03	Tracy Grant 89,90,92,93	Craig Langemeier 88,89	Charles Taylor 62,63,64,65	Ephraim Woods 76,77	Ephraim Woods 76,77
Sterling Bridges 77,78,79,80	Bob Groff 69,70	Mike Lausue 75,76,77,78	David Taylor 63,64,65,66	Bill Young 68	Bill Young 68
Timothy Brown 83,84,85,87	Craig Guinn 64,65,66	Robert Lawrence 87,88,89,90	James Taylor 61,62,63,64	Michael Zuber 84,85,86,88	Michael Zuber 84,85,86,88
Matthew Candri 88,89,90,91	Aaron Gunn 92	Typree Lee 79	Norman Taylor 62,63,64,65	Dan Zwilling 03,04	Dan Zwilling 03,04
Chris Carnes 76,77	Joe Haake 73,75	William Leffler 71,72,73	Gerald Tanner 81,82,83,84		
Jerry Carter 59	Kent Hackamack 78,79,80,82	Bob Lewis 59	Larry Testman 59		
Al Catching 76	John Hackworth 88,89	Jack Lindsey 76,77	Freddy Thompson 81,82,83,84		
Jerel Chevalier 59	Phil Hall 81,82	Linley Lipper 71,72,73,74			
Joe Clairborne 59	Larry Hammerbacher 68	Dennis Littrell 71,72,73,74			
Wayne Clinton 63,64,65	Jack Hammock 59	Tom Logan 67,70			
Rich Clonson 66	John Hammock 94	Kevin Long 90,91,92			
Dale Collier 61,62,63	Royce Hardesty 85,87,88	Ron Mahmens 74			
Mark Collier 88,90	Ron Harmon 73,74	Robert Mallinder 94,97			
Jim Compton 70,71	David Harris 74,75,76,77	Hurel Manns 76			
Larry Courts 59,61,62	Steve Harting 68,69,70,71	Joseph Manser 80			
Jon Coyle 95,96,97,98,99	Tim Hayes 72,73,74	Kelly Marsengill 88,89,90			
Kevin Crean 04	Billy Haynes 74	Bill Martin 61,62			
Brian Cross 93,94	Rich Hayward 87,88,89,90	Brian Martz 84,85,86,87			
Trent Cuthbert 83,84	Alan Heincker 03,04	Craig Maxwell 97			
Herb Dampier 79,80	Matt Helbig 00,01,02,03	Dave Mayhew 99,00,01,02			
Daryl Danner 59	Scott Henderson 98,99	Josh Mayson 03			
Steve Danner 87,89,90	Gene Heskett 91,93,94	Richard Mayson 04			
Eric Davis 93,94,95	Tommy Hill 82	Bob McAlpine 63			
Ron Davis 66,67,68,69	Mark Hogan 91,92	Anthony McCoy 88			
Rufus Davis 59	Tyrone Hoskins 82,83	Danny McDonald 99,00,01			
Aaron Decker 04	Luke Hotte 68,69,70	Duane McDonald 59			
Wayne Denney 67,68,69	Adam Howell 04	Terry McDonald 64,65			

Letterwinners for the 1960 season were unavailable.

NCAA DII HALL OF FAME



Larry Jones (left) was a member of the charter class of the NCAA Division II Track & Field Hall of Fame in 1996. Dan Futrell (middle) and Ray Armstead (right) are also members of the NCAA Division II Track & Field Hall of Fame.

Cross Country Letterwinners

Tom Adams 75,77,78	Craig Ford 85	Mike Johnson 95,97	Loren Moes 68,69,70,71	Jason Simpson 03,04
Keith Allen 66,67,68,69	Chris Franklin 73	Stan Johnson 86,88,89,90	Brian Mohr 85	Jay Skinner 72
Todd Arnold 79,80,81,83	Ryan French 03	Matt Judson 99,00	Robert Neagle 66	Ted Snodgrass 00
Bill Augustine 60	Robert Frost 63,64,65	Dave Killeen 89,90,92	Mike Nelson 00,01,02	Martin Sprague 83
Aaron Aversman 98,99	Craig Goodfellow 81	Cooper King 78	Dennis Newbrough 62	Lowery Stallings 84
Ron Barnett 82,83,84,85	Jason Golonka 92,93,94,95	Laban Kipkurui 04	John North 61,62	Jeremy Struttman 93,94,95,96
Dan Barton 77,78,79,80	Craig Guinn 63,64,65,66	Eli Klimek 03	Don Obert 86,87,89	Pat Sullivan 67,68,69,70
Thad Bartram 91,92,94,95	Joe Haake 72,73,74,75	Neil Knight 58	Jeff Obert 92,93,94,96	Wayne Sutter 60
Tony Barulich 58,59,60	Tom Hackworth 85,87,89	Gerald Kusek 63,64,65,66	Thomas Owens 82,83,84	Mark Swift 73
Scott Beattie 90,91,92	Royce Hardesty 86,87	Craig Langemeier 85,87,88	Terry Pardeck 65	Steve Thompson 61,62,63
Christian Blackburn 94,95,96,97	Ron Harmon 72,73	Robert Lawrence 86,87,88	Andy Person 01,02,03	Bryan Trickey 81,83
Nick Blackburn 98,99,00	David Harris 73,76	Michael Lewellyn 85	Mike Pemberton 68	Jim Vail 58
Ron Bligh 73	David Harrison 84	Bob Lewis 58,59,60	Brad Peter 00,01,02	Floyd Waddle 61,62,63
Howard Bowen 65	Alan Heincker 00,01,02,03	Max Lewis 85	Kevin Pettit 84	Jerome Walker 65
Dan Boyle 01	Matt Helbig 99,00,02	Jack Lindsey 75,76	Steve Porath 04	Chris Wallaert 88,90
Pat Boyle 00,01,02	Scott Henderson 97,98	Linley Lipper 70,71,72,73	Scott Poston 95,96,97	Tom Walsh 69,71
Timothy Brown 84,85,86	Gene Hengst 90	Bob Logan 71	Philip Reinkemeyer 84,86,87	Aaron Wells 02,03,04
William Chickering 69,70	Mike Heuton 80	Tom Logan 66,67,68,69	Terry Rohrdanz 61	Ron Werling 64,65,66,67
Norm Clark 80,81	Tom Hill 81,82,83	Dan Lowery 78	Ben Rosario 98,99,00,01	Kurtis Werner 04
Greg Clauson 72,73,74,75	Mark Hogan 89,90,92	Bill Martin 61	Ryan Schaefer 03	Ross Westbrook 80
Jim Crowe 74	Scott Hinton 79	Brian Martz 86	Dana Schaudt 85	Danny Wilhite 02
Mark DeBolt 99,00,01	John Hoefler 97	Craig Maxwell 93,94,95,96	Jason Schiek 94	Kevin Williams 82
Wayne Denney 67,68	Mike Hronick 96	Anthony McCoy 87,88	Otto Schnarr 72	Eric Wittrock 04
Andy Doering 98,99,00,01	Bob Hunnerdosse 70,71	Terry McDonald 63,64,65	Darren Schneider 85,86,87	Mickey Woodruff 71
Scott Downard 01	Brian Hunsaker 80	Jim McFadden 59,60	Ed Schneider 61,62,63,64	Bill Young 68
Bryant England 04	Chad Jansen 91	Brian McQueary 98,99,00,01	Timothy Schwegler 79	
John Fagerlin 78	Robert Jensen 88,89,90,92	Calvin Meyer 63	Jim Shepard 61,62	
Mitch Figas 90	Bill Jobe 58,59	Mark Miller 93,94,95,96	John Shorey 77	