

TRUMAN STATE UNIVERSITY BULLDOG

BASKETBALL

MEN'S BASKETBALL

GAME NOTES

GAME 22 ♦ SATURDAY, FEBRUARY 6, 2010

2009-10 SCHEDULE

TRUMAN STATE UNIVERSITY

SOUTHWEST BAPTIST UNIVERSITY

"BULLDOGS"

"BEARCATS"



Meyer Sports
Center
Bolivar, Mo.
3:30 P.M.



2009-10 Record:.....4-17
MIAA Record:.....2-12
Last Five Games:1-4



2009-10 Record:.....18-5
Conference Record:...9-4
Last Five Games:4-1

MEDIA INFORMATION

Radio:104.7 FM KRES (Moberly, Mo.); Brad Boyer (PBP), Hank Janssen (color)
Audio Webcast.....www.centralmoinfo.com (then click on "Live Sports Broadcasts" in upper left)
Video Webcast:.....Pay-per-View stream available through B2 Networks (<http://b2tv.com>).
Live Stats:<http://www.sbusbearcats.com>

'DOGS BEGIN ROAD TRIP AT SOUTHWEST BAPTIST

The Truman Bulldogs will face Southwest Baptist University (Mo.) on Saturday afternoon in Bolivar. The Bearcats are fourth in the latest NCAA Division II South Central regional poll and defeated the Bulldogs 70-62 in Kirksville back on Dec. 30th.

Truman may a different SBU team on Saturday than the one they faced previously. Bearcat senior center Matt Rogers missed Wednesday night's game against Pittsburg State and left last Saturday's game against Missouri Southern after only six minutes on the court. Rogers scored 29 points against Truman earlier this season.

In that first encounter, junior forward Ethan Freeman recorded a career-high 17 rebounds while scoring 17 points. Since that game, Freeman has been dominating on the boards with an 11.4 per game average.

Freeman had nine boards with seven in the first half in Wednesday night's loss 62-53 loss to Washburn University.

Truman had a two-point lead at the break but Washburn scored 11 in a row to take their largest lead at nine early in the second half. The Ichabods got to the free throw line and made the Bulldogs pay by going 14-of-15 in the second half and 20-of-22 for the game while Truman managed just nine charity stripe attempts, hitting just five.

The Bulldogs five starters have accounted for nearly 80% of the scoring this season with sophomore center Vesko Filchev leading the pack at 11.5 points per game. Junior guard Alex Henderson (11.0), freshman guard Tom Norton (10.9) and junior guard Stefan Garrison (10.7) are all separated by six points in the season scoring race.

If Rogers (21.8 ppg) can't go, SBU's scoring turns to Tomas Brock (12.5 ppg) and Tristan Steele (11.3). In their 83-71 victory over last place Pittsburg State on Wednesday, Steele scored 23 points on 7-of-10 shooting and four three-pointers. The Bearcats shot 60.5% for the game and 66% in the second half to pull away from the Gorillas.

The Bearcats average 88 points per game while allowing 77.7. They shoot the ball over 40% from beyond the arc making over nine a game and have made 217 three-pointers this season.

SERIES INFO:

Southwest Baptist has won the last four games against the Bulldogs but have been held below their season-scoring average in each.

The Bearcats lead the all-time series with Truman by a 25-17 margin and are 14-5 against the Bulldogs in Bolivar.

Truman's last win came in Kirksville back on Jan. 26, 2008 by a 78-58 margin and last won in Bolivar in 2007 by a score of 81-68.

CONTACT INFORMATION

Kevin White
Assistant Athletics Director - MBB Contact
Truman Athletics Media Relations
100 E. Normal
Kirksville, Mo. 63501
Office: 660-785-4276
Cell: 660-341-9227

SERIES INFORMATION

Record:SBU leads 25-17
Last Meeting:Dec. 30, 2009
.....SBU won 70-62 (Kirksville, Mo.)
In Kirksville.....Tied 11-11
In Bolivar.....14-5 SBU
Neutral Site1-0 TSU
Last TSU Win78-58, Jan. 26, 2008 (Kirksville)

	Fri. Nov. 6@ Univ. of Missouri-Columbia 7:00 PM (Columbia, Mo. ~ Exhibition)
	Sat. Nov. 14@ Univ. of Missouri-Kansas City 7:00 PM (Kansas City, Mo. ~ Exhibition)
	Mon. Nov. 16Culver-Stockton (Mo.) W 86-68
	Wed. Nov. 18@ Western Illinois Univ. L 71-59
	Tues. Nov. 24@ Univ. of Missouri-St. Louis L 83-89
	Sat. Nov. 28Quincy Univ. (Ill.) L 61-94
	Wed. Dec. 2@ Missouri Southern L 55-84
	Sat. Dec. 5Pittsburg State (Kan.) W 77-63
	Wed. Dec. 9Hannibal-LaGrange (Mo.) W 89-74
	Sat. Dec. 12@ Washburn (Kan.) L 87-66
	Sat. Dec. 19 @Quincy Univ. (Ill.) L 89-60
	Sun. Dec. 20vs. Central St.(Ohio) L 71-58
	Mon. Dec. 28@ Emporia State (Kan.) L 92-84
	Wed. Dec. 30Southwest Baptist (Mo.) L 70-62
	Sat. Jan. 2Fort Hays State (Kan.) L 71-47
	Wed. Jan. 6Nebraska-Omaha L 73-64
	Sat. Jan. 9@ Northwest Missouri L 73-70
	Wed. Jan. 13@ Missouri Western L 71-68
	Wed. Jan. 20Central Missouri L 75-60
	Sat. Jan. 23Missouri Southern L 79-69
	Wed. Jan. 27@ Pittsburg State (Kan.) W 62-58
	Sat. Jan. 30Emporia State (Kan.) L 72-59
	Wed. Feb. 3Washburn (Kan.) L 62-53
	Sat. Feb. 6Southwest Baptist (Mo.) 3:30 PM (Bolivar, Mo.)
	Thurs. Feb. 11@ Fort Hays State (Kan.) 7:30 PM (Hays, Kan.)
	Sat. Feb. 13@ Nebraska-Omaha 3:30 PM (Omaha, Neb.)
	Wed. Feb. 17Northwest Missouri 7:30 PM (Pershing Arena)
	Sat. Feb. 20Missouri Western 7:30 PM (Pershing Arena)
	Sat. Feb. 27@ Central Missouri 3:30 PM (Warrensburg, Mo.)
	Fri.- Sun. Mar. 5-7 ..MIAA Post Season Tournament Municipal Auditorium - Kansas City, Mo.

HEAD COACH JACK SCHRADER



When Jack Schrader was named head men's basketball coach prior to the 1995-96 season, his goal was to develop a program based on the recruitment of good high school players. He knew this recruitment would be possible due to the high academic standards at Truman State University.

Another of Schrader's goals was for the team to be an NCAA contender and to consistently challenge for the Mid-America Intercollegiate Athletics Association championship.

In 14 years under Schrader, the Bulldogs have made seven appearances in the MIAA postseason tournament. He has a 157-250 career record and, in 1998-99, led the team to one of the best seasons in school history, which concluded with an appearance in the NCAA Division II semifinals. Truman claimed the MIAA postseason tournament championship that year and Schrader was named the conference's co-coach of the year and the NABC regional coach of the year.

Schrader has guided the Bulldogs to two 20-win seasons out of the five in school history. The 1998-99 team won 26 games, while the 2005-06 squad went 20-9.

Schrader has coached three players who earned first-team All-MIAA honors, including Cory Parker who claimed the honor three times. Jason Reinberg was first-team all-MIAA in 1999 and was an academic all-American twice. Andy Calmes was the latest Bulldog to earn first-team all-MIAA accolades following the 2005-06 season.

Parker was also named to the all-region team for three years, twice as a first-team selection, and was a two-time honorable mention all-American.

Jason Reinberg was named the 2000 MIAA Ken B. Jones Award winner, which is awarded to the top men's and women's student-athlete in the conference regardless of sport.

Before becoming head coach, Schrader served as an assistant at Truman under Willard Sims for four years. He was the full-time assistant for a year following the retirement of long-time assistant coach, Ben Pitney.

In addition, Schrader has coached professional and high school teams all over the world. He directed the Juventud Club in Spain for one year and guided the Grupo IFA professional team for one year, also in Spain.

ALL-TIME TRUMAN COACHES

Coach	Years	Won	Lost	Pct.
H.L. McWilliams (1919-25)	6	44	37	.543
Don Fautot (1925-34)	9	92	74	.554
Chauncey Simpson (1934-35)	1	6	6	.500
H. George Wells (1935-38)	3	20	35	.364
Malcolm Eiken (1938-43)	5	51	43	.543
Vincent Gehringer (1944-45)	1	3	5	.375
James Dougherty & Delbert Maddox (1945-46)	1	2	12	.143
Boyd King (1946-71)	25	379	200	.655
Willard Sims (1971-95) *	24	310	335	.481
Jack Schrader (1995-Present)	15	157	250	.394
Totals	90	1064	997	.516

* Sims' coaching record, according to NCAA, would officially be 308-336. The NCAA is concerned with on-the-court results, and the Bulldogs lost a 1972-73 game to Missouri Western, which was later forfeited to Truman. The Bulldogs also received a forfeit from Lindenwood University in 1981-82 when LU could not reach Kirksville due to inclement weather.

TRUMAN IN THEIR LAST FIVE GAMES:

The Bulldogs are 1-4 with a 60.6 points per game average.

Vesko Filchev has led the team with a 12.6 points per game mark over the past five games. Filchev has hit 53% of his shots and pulled down seven rebounds a game.

Tom Norton has averaged 11.8. Norton scored 20 against Missouri Southern on Jan. 23. He has shot 42% from the perimeter (13-of-33) and has also dished out 10 assists with four steals and two blocks.

Ethan Freeman has averaged 11.6 rebounds per game including 26 last week against Pittsburg State (15) and Emporia State (11).

As a team, Truman is shooting 41% and 33% from the perimeter while their opponents are shooting 42% from the field and 35% from beyond the arc.

The Bulldogs are shooting 71% from the foul line during the past five games with both Tom Norton (8-of-8) and Alex Henderson (12-of-12) being perfect from the line.

BULLDOGS IN CONFERENCE ROAD GAMES:

Truman is 1-5 in MIAA games played away from Pershing Arena this season.

Three Bulldogs, Tom Norton (12.8), Alex Henderson (12.7) and Stefan Garrison (12.7) average over a dozen points in league road games while Ethan Freeman has averaged 10.2 boards per contest in six games.

The Bulldogs won their last road MIAA game at Pittsburg State by a 62-58 margin and will be looking for consecutive conference road wins for the first time since the 2007-08 season. (Truman won the last regular season road game at Fort Hays State in 06-07 and defeated the Tigers again on the road to open up the 07-08 MIAA road slate).

Truman averages 67.5 points per game while shooting 44% from the field and 40% from outside. Opponents are scoring at a 77.5 ppg clip with 45% shooting and 33% from long range.

TRUMAN PLAYERS IN MIAA RANKINGS:

Four Bulldogs are ranked in various MIAA statistical categories.

Vesko Filchev is ranked in three categories, rebounds (6.7- 7th) blocks (1.2 - 4th) and defensive rebounds (5.1 - 7th).

Alex Henderson is also ranked in three categories, assists (3.9 - 9th), three-point field goal percentage (.429 - 5th), and minutes played (32.2 - 2nd).

Ethan Freeman is second in rebounds (9.0/g) and second in defensive rebounds (7.1/g) and Tom Norton is third in three-pointers per game (2.5/g) and is fourth in minutes played (31.5).

In conference only games, Freeman is first in both rebounds (10.8) and defensive boards (9.0/g) while Stefan Garrison is eighth in minutes played at 32.9. Norton is also ranked 10th in three-point field goal percentage in league games at 39.7%

NORTON MAKING CASE OF FRESHMAN AWARD:

Freshman Tom Norton is a leading candidate for the conference Freshman of the Year award.

Norton has started 19 of the 21 games played this year with two 20 point nights (against Missouri Southern and Quincy). He is third on the team in scoring at 10.9 points per game while shooting 38% (52-of-141) from beyond the arc.

He is currently third in three-pointers made in a season by a Bulldog freshman with his 52. Mark Huppe (2001-02) holds the Truman freshman mark

MIAA FRESHMAN SCORING:

	G	Pts	P/G
1. Tom Norton, Truman	21	229	10.9
2. DeShaun Cooper, NWMSU	21	227	10.8
3. JaVon McGee, PSU	21	151	7.2
4. Tyler Euler, ESU	21	149	7.1
5. Ivon Cropotov, SBU	18	85	4.7

BASKETBALL HISTORY

First Year of Basketball: 1919

Last Postseason Appearance: 2006

All-Time Truman Record: 1064 - 997
(.516, 90 yrs)

MIAA Record: 442-587 (.429, 83 yrs.)

MIAA Regular Season Championships:
9 (78-79)

MIAA Tournament Championships:
2 (98-99)

with 92 with Elvind Gronli (1988-89) knocking down 73.

Norton is ahead of DeShaun Cooper of Northwest Missouri in the freshmen scoring title by just two points.

Truman's last Freshman of the Year winner was Grant Agbo following the 2003-04 season in which he averaged 12.6 points per game.

HENDERSON EARNS ACADEMIC RECOGNITION:

Junior guard Alex Henderson has been selected as a first team all-District selection for the ESPN the Magazine/College Sports Information Directors of America all-Academic team. Henderson is second on the team in scoring and is tops in assists this year.

Henderson (Willard, Mo./Willard) has had a breakout year for the Bulldogs as he is shooting 42% from three-point range and has already eclipsed his career point total from last year with 230 scored this season.

He has started all 21 games this season and has been the Bulldog leading scorer in six games.

Henderson will now move to the national Academic All-America ballot for further considerations. He was the only MIAA player selected to any all-District team.

Henderson is the first Truman Men's Basketball player since Matt Beran in 2004 to earn first-team All-District accolades. Truman has had five Academic All-Americans with the last being Jason Reinberg in 2000. Reinberg was a three-time Academic All-American.

BULLDOGS FROM THE LINE:

As a team, Truman shoots 71% from the foul line but three starters are hitting over 80% of their free throws.

Tom Norton is hitting 94% of his free throws and has made the last 28 straight, while Alex Henderson has made 85.2% of his attempts and his last 17 straight. Stefan Garrison has made 81% of his tries from the charity stripe.

The Bulldog record for consecutive free throws made is 30 by both Cory Parker (1999-00) and Chip Sodemann (2004-05). The MIAA record is 36 by Reggie Soward of Central Missouri (2004-05).

BULLDOGS BITES:

- Vesko Filchev has the highest single-game point total through 20 games. Filchev scored a career high with 21 points in Truman's loss to Missouri-St. Louis on Nov. 24th. Tom Norton is the only other Bulldog to top 20 in a game this season with 20 in losses against Quincy University on Dec. 19th and Missouri Southern on Jan. 23rd.

- Ethan Freeman leads the team with five double-doubles this season. Filchev has four double-doubles this season. The last triple-double in Truman history was by Brian Vandehey against Emporia State back on Jan. 7, 1995 (13p, 10r, 10a).

- Freeman has the single-game high in rebounds with 17 against Southwest Baptist on Dec. 30th.

- Alex Henderson and Stefan Garrison are the only two Bulldogs to start every game this season. Vesko Filchev and Tom Norton have started 19 apiece while Ethan Freeman has started 17. Mark Misiewicz (4), Andrew James (1) and David Scott (1) are the other Bulldogs to have started a game this season.

- Truman starters have averaged 29.2 minutes per game with Henderson and Norton being among the league leaders in minutes played. Senior Matt Taylor is the top Bulldog in minutes played coming off the bench at 13.3 followed by Mark Misiewicz at 13.2.

- Truman has averaged 66.9 points per game and 64.8 in 13 MIAA games played. The team has allowed 76.2 points overall and 74.5 points in league games.

- The Bulldogs have shot below 40% from the field seven times this season while shooting above 50% three times (Culver-Stockton, Hannibal-LaGrange and Emporia State). The highest single-game shooting this season was against the Hannibal-LaGrange Trojans (50.8%), while the lowest single-game shooting at 30.0% against Fort Hays State (Jan. 2).

- Alex Henderson leads the team with 79 assists while Tom Norton has the team lead with 21 steals.

TRUMAN STATE UNIVERSITY

Location: Kirksville, Mo.

Founded: 1867

Enrollment: 5,800

Nickname: Bulldogs

Colors: Purple and White

Arena/Capacity: Pershing Arena/ 2,400

Conference: Mid-America Intercollegiate Athletics Association (NCAA Div. II)

President: Dr. Darrell Krueger

Director of Athletics: Jerry Wollmering

Ticket Information: (660) 785-4276

Filchev tops the team with 24 blocked shots.

• The largest deficit overcome by the Bulldogs was 11 points against Pittsburg State while Truman's largest lead lost was 15 points against Missouri Western on Jan. 13th.

COACHES:

Jack Schrader is in his 15th season as head coach of the Bulldogs. He has an overall record of 157-250. Schrader has guided two Bulldog team to the NCAA Division II tournament. The 1998-99 team finished their season at the NCAA Final Four, while the 2005-06 team was a participant in the NCAA South Central regional.

Truman has only had three men's basketball coaches since 1946, Boyd King (1946-1971), Willard Sims (1971-1995) and Schrader (1996-present). Schrader has twice been named the MIAA and NABC South Central region Coach of the Year.

Coach Schrader is currently third all-time among Tru-

man coaches trailing Boyd King (379 wins) and Willard Sims (310 wins).

Jeff Guiot is in his sixth season at Southwest Baptist and 16th season as a head collegiate basketball coach. Guiot is 125-48 at SBU and 343-141 overall. In MIAA play, Guiot is 71-33.

UP NEXT:

Truman will face nationally-ranked Fort Hays State next Thursday night on the road. The Bulldogs are combining the Fort Hays and Nebraska-Omaha trips for travel purposes thus the Thursday game instead of the normal Wednesday night league game.

The Tigers peaked at number three in the nation before dropping their last two games against Northwest Missouri and Missouri Western to drop five places in the poll. Fort Hays hosts Central Missouri in a battle of top 10 teams on Saturday before Truman's visit.

THE LAST TIME OUT:



Washburn

62



Truman

53

Wed. Feb. 3, 2010

Pershing Arena; Kirksville, Mo.

Feb. 3, 2010 – The Washburn Ichabods were able to hold off the Truman Men's Basketball team with late free throws in a 62-53 win on Wednesday night in Pershing Arena. Ethan Freeman, Tom Norton and Vesko Filchev led the Bulldogs with 11 points apiece.

Truman took a two-point lead into the locker room but watched as the Ichabods went on an 11-0 run to build up a nine point advantage.

The Bulldogs fought back as Freeman and Norton scored on back-to-back trips and Alex Henderson knocked down a three-pointer to pull Truman to within four.

Later in the half, Norton hit consecutive three-pointers to tie the game at 47 at the seven minute mark.

Nate Daniels answered the three pointer with one of his own to put Washburn back on top, 50-47.

With the score tied at 52, William McNeill would put the Ichabods up for good with a jumper at the 2:34 mark.

Washburn would score their next nine points all from the free throw line for the win

Both teams had a tough shooting night as nearly were about 40% for the game.

Four Ichabods were in double figures as De'Andre Washington, McNeill and Logan Stutz each scored a dozen and Daniels adding 10.

Official Basketball Box Score – Game Totals – Final Statistics																	
Washburn vs Truman																	
02/03/10 7:30 p.m. at Kirksville, Mo. (Pershing Arena)																	
Washburn 62 • 12-9; 6-8 MIAA																	
##	Player	Total	3-Pr	Rebounds		PF	TP	A	TO	Blk	Stl	Min					
		FG-FGA	FG-FGA	Off	Def												
02	Washington, De'Andre	* 4-15	0-1	4-4	2 6 8	3	12	1	3	1	0	36					
10	McNeill, William	* 3-12	0-1	6-6	6 0 6	4	12	2	1	0	5	33					
12	Coker, Maurice	* 2-6	0-1	4-4	0 0 0	1	8	0	2	0	0	28					
20	Chipman, Bobby	* 1-3	0-2	0-0	0 2 2	2	2	1	0	1	0	20					
21	Simons, Bryce	* 0-0	0-0	0-1	0 1 1	0	0	0	0	0	1	8					
03	Phillistin, Virgil	* 2-4	0-0	0-1	0 3 3	0	4	0	0	0	0	13					
05	Allen, Mitch	* 1-3	0-1	0-0	0 2 2	1	2	0	1	0	1	12					
04	Stutz, Logan	* 3-5	0-0	6-6	3 7 10	1	12	0	0	0	1	27					
33	Daniels, Nate	* 4-7	2-3	0-0	1 4 5	2	10	0	1	0	0	23					
	Team				2 2 4												
	Totals				20-55	2-9	20-22	14	27	41	14	62	4	8	2	8	200
	FG % 1st Half:	8-32	25.0%	2nd half:	12-23	52.2%	Game:	20-55	36.4%				Deadball				Rebounds
	3FG % 1st Half:	1-6	16.7%	2nd half:	1-3	33.3%	Game:	2-9	22.2%								0
	FT % 1st Half:	6-7	85.7%	2nd half:	14-15	93.3%	Game:	20-22	90.9%								
Truman 53 • 4-17; 2-12 MIAA																	
##	Player	Total	3-Pr	Rebounds		PF	TP	A	TO	Blk	Stl	Min					
		FG-FGA	FG-FGA	Off	Def												
04	Freeman, Ethan	* 5-10	0-0	1-3	3 6 9	2	11	3	1	1	0	33					
22	Norton, Tom	* 4-11	3-9	0-0	0 2 2	2	11	1	1	0	1	32					
24	Garrison, Stefan	* 1-5	0-0	3-4	0 1 1	3	5	1	1	0	0	1	32				
31	Henderson, Alex	* 4-10	3-7	0-0	0 3 3	4	11	2	1	1	0	36					
34	Filchev, Vesko	* 4-11	0-0	1-2	4 5 9	4	9	1	1	0	0	30					
05	Nwelu, Brian	* 0-2	0-0	0-0	0 0 0	0	0	0	2	2	0	4					
12	Patterson, Matt	* 0-0	0-0	0-0	0 0 0	0	0	0	0	1	0	0	2				
15	James, Andrew	* 0-0	0-0	0-0	0 0 0	1	0	0	0	0	0	2					
20	Taylor, Matt	* 0-0	0-0	0-0	0 1 1	2	0	1	3	0	0	14					
33	Misiewicz, Mark	* 2-5	2-5	0-0	1 3 4	1	6	0	0	0	0	12					
51	Scott, David	* 0-0	0-0	0-0	0 0 0	0	0	0	0	0	0	3					
	Team				1 2 3												
	Totals				20-54	8-21	5-9	9	23	32	20	53	11	10	2	3	200
	FG % 1st Half:	10-31	32.3%	2nd half:	10-23	43.5%	Game:	20-54	37.0%				Deadball				Rebounds
	3FG % 1st Half:	3-9	33.3%	2nd half:	5-12	41.7%	Game:	8-21	38.1%								2
	FT % 1st Half:	2-2	100.0%	2nd half:	3-7	42.9%	Game:	5-9	55.6%								
Officials: Bill Westbrook, Michael Hackmann, Garth Silvey																	
Technical fouls: Washburn-None, Truman-None.																	
Attendance: 389																	
Score by periods		1st	2nd	Total													
Washburn		23	39	62													
Truman		25	28	53													
Last FG - WU 2nd-02:34, TSU 2nd-05:09.																	
Largest lead - WU by 9 2nd-15:25, TSU by 5 1st-18:16.																	
In Points Off 2nd Fast Break Bench																	
WU 32 12 10 10 6 28																	
TSU 9 4 0 0 6 6																	
Score tied - 6 times.																	
Lead changed - 8 times.																	

MATCH-UP



SW Baptist	Category	Truman
88.1 1st	Scoring Offense	66.3 11th
77.7 11th	Scoring Defense	75.5 9th
+10.3 4th	Scoring Margin	-9.2 11th
.488 3rd	Field Goal Pct.	.428 10th
.447 6th	FG Pct. Def.	.463 9th
.401 3rd	3-Pt FG Pct.	.353 6th
9.4 1st	3-Pt FG Made	6.7 7th
.323 4th	3-Pt FG Pct. Def.	.368 9th
.766 2nd	Free Throw Pct.	.718 5th
36.6 5th	Rebounding Offense	34.9 8th
34.9 8th	Rebounding Defense	35.2 9th
+1.7 6th	Rebounding Margin	-0.3 9th
16.8 4th	Assists/Game	12.8 11th
+0.2 9th	Turnover Margin	-5.2 11th
1.2 3rd	Assist/Turn Ratio	0.9 11th
4.9 1st	Blocks/Game	2.6 5th
5.7 9th	Steals/Game	3.7 11th
10.5 8th	Offensive Rebounds	9.5 10th
26.0 3rd	Defensive Rebounds	25.3 6th

2009-10 Statistics

BULLDOG LEADERS

Points: Vesko Filchev (11.5) NR
 Rebounds: Ethan Freeman (9.0) 2nd
 Assists: Alex Henderson (3.8) 9th
 Blocks Vesko Filchev (1.1) 4th
 Steals Tom Norton (1.0) NR

BEARCAT LEADERS

Points: Matt Rogers (21.8) 2nd
 Rebounds: Matt Rogers (8.8) 3rd
 Assists: Tomas Brock (5.2) 3rd
 Blocks Matt Rogers (3.6) 1st
 Steals Ryan Dougherty (1.2) NR

THE LAST TIME:

Team
 Scored 100 Points..... Dec. 2, 2002 vs. Central Christian (111-47)
 Allowed 100 Points..... Feb. 23, 2002 vs. Missouri Southern (101-77)
 Overtime Game..... Jan. 5, 2008 vs. Pittsburg State (L 62-59 -Home)
 Double OT Game..... Dec 16, 1995 @ Quincy (L 110-104)
 Triple OT Game..... Mar. 17, 1999 vs. St. Rose-NCAA Elite Eight (W 106-101)
 Overtime Record..... 12-20
 All-Time Record..... 1064-997
 All-Time Conf. Record..... 442-587

Individual
 Had a 40 Pt Scorer..... 43 Points, Scott Matthews vs. Emporia State (Jan. 8, 1994)
 Had a 30 Pt Scorer..... 31 Points, Matt Beran vs. Missouri S&T (Jan. 22, 2003)
 Had 30 Rebounds..... 33 Rebounds, Larry Swift vs. Southeast Mo. (Jan. 24, 1959)
 Had 20 Rebounds..... 21 Rebounds, Erik Hansen vs. Marycrest (Nov. 29, 1986)
 Had 10 Assists or more..... 11 Assists, Banks Estridge vs. Emporia St. (Mar. 1, 2007)
 Triple Double..... Brian Vandehey vs. Emporia State 13p, 10r, 10a (Jan. 7, 1995)

Current Streaks (Overall):
 In Pershing Arena..... Lost last seven games, last win Dec. 9, 2009 vs. Hannibal-LaGrange
 On The Road..... Won last game; Last lost Jan. 13, 2010 @ Missouri Western
 Neutral Site..... Lost last five games; Last victory Mar. 1, 2007 vs. Emporia State (in Kansas City, Mo.)

Current Streaks (MIAA):
 In Pershing Arena..... Lost last seven games, last win Dec. 5, 2009 vs. Pittsburg State
 On the Road..... Won last game; Last lost Jan. 13, 2010 @ Missouri Western

LAST TIME VS. SOUTHWEST BAPTIST

Dec. 30, 2009 - Kirksville, Mo.
SW Baptist 70, Truman 62



Official Basketball Box Score -- Game Totals -- Final Statistics
Southwest Baptist vs Truman
12/30/09 7:30 p.m. at Kirksville, Mo. (Pershing Arena)



Southwest Baptist 70 • 12-2 (3-1 MIAA)

#	Player	3-Ptr			Rebounds			PF	TP	A	TO	Blk	Stl	Min
		FG-FGA	FG-FGA	FT-FTA	Off	Def	Tot							
05	Brock,Tomas	* 2-8	0-2	2-2	1	3	4	1	6	2	0	0	0	33
15	Steele,Tristan	* 3-9	2-5	1-2	0	2	2	3	9	2	0	0	0	28
22	Koenig,Kurtis	* 6-12	1-2	4-4	3	4	7	2	17	1	0	0	0	28
25	Dougherty,Ryan	* 1-4	0-3	0-1	3	1	4	2	4	1	0	2	35	
31	Rogers,Matt	* 11-23	2-3	5-8	1	8	9	3	29	2	0	5	1	38
03	Hunley,Jarvis	* 0-1	0-0	0-0	0	0	0	0	3	1	0	0	1	2
23	French,Jacob	* 2-5	1-2	0-0	0	0	0	2	3	1	0	0	1	25
40	Cotten,Stephen	* 1-3	0-1	0-0	0	1	1	2	2	0	0	0	0	9
44	Cropotov,Ivan	* 0-0	0-0	0-0	0	0	0	0	0	0	0	0	0	2
Team					1	1	2							
Totals		26-65	6-18	12-17	9	20	29	15	70	12	1	5	5	200

FG % 1st Half: 15-33 45.5% 2nd half: 11-32 34.4% Game: 26-65 40.0%
3FG % 1st Half: 3-10 30.0% 2nd half: 3-8 37.5% Game: 6-18 33.3%
FT % 1st Half: 4-7 57.1% 2nd half: 8-10 80.0% Game: 12-17 70.6%

Deadball Rebounds 2

Truman 62 • 3-9 (1-4 MIAA)

#	Player	3-Ptr			Rebounds			PF	TP	A	TO	Blk	Stl	Min
		FG-FGA	FG-FGA	FT-FTA	Off	Def	Tot							
04	Freeman,Ethan	* 5-9	0-2	7-8	4	13	17	1	17	2	2	0	0	34
15	James,Andrew	* 1-3	0-0	0-0	1	2	3	1	2	1	0	0	0	12
22	Norton,Tom	* 1-7	1-5	2-2	0	1	1	2	5	1	2	0	0	33
24	Garrison,Stefan	* 5-12	0-1	2-2	0	3	3	2	12	0	4	0	0	37
31	Henderson,Alex	* 3-9	1-4	0-0	0	5	5	3	7	6	5	0	0	32
20	Taylor,Matt	* 0-2	0-1	0-0	0	0	0	1	0	0	0	0	0	9
33	Misiewicz,Mark	* 2-3	2-3	2-2	1	2	3	2	8	0	1	1	1	16
34	Filchev,Vesko	* 4-6	0-0	3-5	2	5	7	3	11	1	2	3	0	25
51	Scott,David	* 0-0	0-0	0-0	1	0	1	1	0	0	0	0	0	2
Team					3	1	4							
Totals		21-51	4-16	16-19	12	32	44	16	62	11	16	4	0	200

FG % 1st Half: 9-29 31.0% 2nd half: 12-22 54.5% Game: 21-51 41.2%
3FG % 1st Half: 2-9 22.2% 2nd half: 2-7 28.6% Game: 4-16 25.0%
FT % 1st Half: 5-6 83.3% 2nd half: 11-13 84.6% Game: 16-19 84.2%

Deadball Rebounds 1.1

Officials: Al Green, Michael Hackman, Todd Burchgett
Technical fouls: Southwest Baptist-None. Truman-None.
Attendance: 565

Score by periods	1st	2nd	Total
Southwest Baptist	37	33	70
Truman	25	37	62

Points	In	Off	2nd	Fast	Bench
SBU	22	21	10	2	7
TSU	26	0	10	2	19

Last FG - SBU 2nd-00:35, TSU 2nd-00:00.
Largest lead - SBU by 15 2nd-11:21, TSU by 2 1st-08:41.

Score tied - 4 times.
Lead changed - 4 times.

Dec. 30, 2009 – Southwest Baptist was able to hold off the Truman Men's Basketball team on Wednesday night in Pershing Arena 70-62 despite junior forward Ethan Freeman's second straight double-double of 17 points and a career high 17 rebounds.

Freeman had the most rebounds by a Bulldog since Andy Calmes pulled down 16 Missouri S&T in 2006. He helped the 'Dogs dominate the boards 44-29 but SBU committed just one turnover and got a big performance from their senior Matt Rogers who recorded 29 points.

The 11th-ranked Bearcats (12-2; 3-1 MIAA) scored the first eight points of the game, led by 12 at the half and took a 15-point lead with just over 11 minutes in the game before Truman (3-9; 1-4 MIAA) mounted a comeback.

Alex Henderson and Stefan Garrison knocked down baskets on back-to-back trips to cut the lead to nine before Rogers buried a triple to push the advantage back to 12.

Tom Norton drilled a deep three to cut the Bearcat lead down to seven with over six to play but Rogers answered again with a jumper. Freeman hit a pair of foul shots to cut it back to five with 2:17 left but Tomas Brock knocked down a big 18-foot jumper out of a time out to extend the lead to 64-57.

Garrison responded with another basket for Truman with 1:21 left but Brock converted on a pair of free throws with 54 seconds left to play.

Henderson missed on Truman's next possession and Kurtis Koenig gave the Bearcats the insurance basket with 35 ticks left.

Garrison joined Freeman in double figures with 12 points for the Bulldogs as the team shot 41% from the field but just 4-of-16 from beyond the arc.

Rogers was 11-of-23 from the field with two three-pointers, nine rebounds and five blocks for the Bearcats. Koenig added 17 with seven boards.

BULLDOG CAREER STATS VS. SOUTHWEST BAPTIST

Filchev,Vesko																				
Season	gp-gs	min/avg	Total		3-Point		F-Throws		Rebounds			pf	fo	ast	to	blk	stl	Scoring		
			fg-fga	pct	fg-fga	pct	ft-fa	pct	off	def	tot							avg	pts	avg
2008-09	2-2	27/13.5	4-7	.571	0-0	.000	0-1	.000	3	6	9	4.5	9	1	0	5	1	0	8	4.0
2009-10	1-0	25/25.0	4-6	.667	0-0	.000	3-5	.600	2	5	7	7.0	3	0	1	2	3	0	11	11.0
TOTAL	3-2	52/17.3	8-13	.615	0-0	.000	3-6	.500	5	11	16	5.3	12	1	1	7	4	0	19	6.3

Freeman,Ethan																				
Season	gp-gs	min/avg	Total		3-Point		F-Throws		Rebounds			pf	fo	ast	to	blk	stl	Scoring		
			fg-fga	pct	fg-fga	pct	ft-fa	pct	off	def	tot							avg	pts	avg
2007-08	2-2	52/26.0	4-14	.286	0-0	.000	2-3	.667	3	11	14	7.0	6	0	5	5	0	0	10	5.0
2008-09	2-1	60/30.0	8-20	.400	0-0	.000	14-15	.933	3	10	13	6.5	6	0	3	7	2	0	30	15.0
2009-10	1-1	34/34.0	5-9	.556	0-2	.000	7-8	.875	4	13	17	17.0	1	0	2	14	2	0	17	17.0
TOTAL	5-4	146/29.2	17-43	.395	0-2	.000	23-26	.885	10	34	44	8.8	13	0	10	22	0	0	57	11.4

Garrison,Stefan																				
Season	gp-gs	min/avg	Total		3-Point		F-Throws		Rebounds			pf	fo	ast	to	blk	stl	Scoring		
			fg-fga	pct	fg-fga	pct	ft-fa	pct	off	def	tot							avg	pts	avg
2007-08	2-0	26/13.0	4-6	.667	0-0	.000	0-0	.000	0	0	0	0.0	1	0	0	2	0	0	8	4.0
2008-09	2-0	29/14.5	2-10	.200	0-0	.000	0-0	.000	0	0	0	0.0	3	0	1	0	0	0	4	2.0
2009-10	1-1	37/37.0	5-12	.417	0-1	.000	2-2	1.000	0	3	3	3.0	2	0	0	4	0	0	12	12.0
TOTAL	5-1	92/18.4	11-28	.393	0-1	.000	2-2	1.000	0	3	3	0.6	6	0	1	6	0	0	24	4.8

Henderson,Alex																				
Season	gp-gs	min/avg	Total		3-Point		F-Throws		Rebounds			pf	fo	ast	to	blk	stl	Scoring		
			fg-fga	pct	fg-fga	pct	ft-fa	pct	off	def	tot							avg	pts	avg
2007-08	2-0	63/31.5	6-12	.500	3-7	.429	7-8	.875	0	3	3	1.5	5	0	3	2	0	3	22	11.0
2008-09	2-1	47/23.5	3-9	.333	2-5	.400	1-2	.500	1	4	5	2.5	3	0	3	4	0	3	9	4.5
2009-10	1-1	32/32.0	3-9	.333	1-4	.250	0-0	.000	0	5	5	5.0	3	0	6	5	0	0	7	7.0
TOTAL	5-2	142/28.4	12-30	.400	6-16	.375	8-10	.800	1	12	13	2.6	11	0	12	11	0	6	38	7.6

James,Andrew																				
Season	gp-gs	min/avg	Total		3-Point		F-Throws		Rebounds			pf	fo	ast	to	blk	stl	Scoring		
			fg-fga	pct	fg-fga	pct	ft-fa	pct	off	def	tot							avg	pts	avg
2009-10	1-1	12/12.0	1-3	.333	0-0	.000	0-0	.000	1	2	3	3.0	1	0	1	0	0	0	2	2.0
TOTAL	1-1	12/12.0	1-3	.333	0-0	.000	0-0	.000	1	2	3	3.0	1	0	1	0	0	0	2	2.0

Misiewicz,Mark																				
Season	gp-gs	min/avg	Total		3-Point		F-Throws		Rebounds			pf	fo	ast	to	blk	stl	Scoring		
			fg-fga	pct	fg-fga	pct	ft-fa	pct	off	def	tot							avg	pts	avg
2007-08	1-0	4/4.0	1-3	.333	1-2	.500	0-0	.000	0	0	0	0.0	3	0	1	3	0	1	3	3.0
2008-09	2-0	6/3.0	0-0	.000	0-0	.000	0-0	.000	0	1	1	0.5	1	0	0	0	1	0	0	0.0
2009-10	1-0	16/16.0	2-3	.667	2-3	.667	2-2	1.000	1	2	3	3.0	2	0	0	1	1	0	8	8.0
TOTAL	4-0	26/6.5	3-6	.500	3-5	.600	2-2	1.000	1	3	4	1.0	6	0	1	4	2	1	11	2.8

Norton,Tom																				
Season	gp-gs	min/avg	Total		3-Point		F-Throws		Rebounds			pf	fo	ast	to	blk	stl	Scoring		
			fg-fga	pct	fg-fga	pct	ft-fa	pct	off	def	tot							avg	pts	avg
2009-10	1-1	33/33.0	1-7	.143	1-5	.200	2-2	1.000	0	1	1	1.0	2	0	1	2	0	0	5	5.0
TOTAL	1-1	33/33.0	1-7	.143	1-5	.200	2-2	1.000	0	1	1	1.0	2	0	1	2	0	0	5	5.0

Nwelu,Brian																				
Season	gp-gs	min/avg	Total		3-Point		F-Throws		Rebounds			pf	fo	ast	to	blk	stl	Scoring		
			fg-fga	pct	fg-fga	pct	ft-fa	pct	off	def	tot							avg	pts	avg
2008-09	2-1	26/13.0	2-6	.333	0-1	.000	2-2	1.000	0	2	2	1.0	1	0	2	3	0	0	6	3.0
TOTAL	2-1	26/13.0	2-6	.333	0															

2009-10 CONFERENCE STANDINGS



	MIAA			OVERALL		
	W	L	Pct.	W	L	Pct.
Central Missouri (3)	13	1	.929	20	1	.952
Fort Hays State (8)	11	2	.846	17	3	.850
Southwest Baptist	9	4	.692	18	5	.783
Missouri Western	9	5	.643	14	7	.667
Nebraska-Omaha	7	6	.538	14	6	.700
Missouri Southern	6	7	.462	12	8	.600
Washburn	6	8	.429	12	9	.571
Northwest Missouri	6	8	.429	11	10	.524
Emporia State	5	9	.357	9	12	.429
TRUMAN	2	12	.143	4	17	.190
Pittsburg State	1	13	.071	7	14	.333

() - NABC Poll

MIAA SCHEDULE

Date	Away	Home	Time/Score
Feb. 1	Fort Hays St.	Mo. Western	MWSU 75-69
Feb. 3	Emporia St. Northwest Mo. SW Baptist Washburn	Central Mo. Neb.-Omaha Pittsburg St. Truman	UCM 82-64 NWMSU 82-70 SBU 83-71 WU 62-53
Feb. 6	Northwest Mo. Truman Mo. Western Neb.-Omaha Fort Hays St.	Pittsburg St. SW Baptist Mo. Southern Emporia St. Washburn	3:30 PM 3:30 PM 7:30 PM 7:30 PM 7:30 PM
Feb. 10	Pittsburg St. Central Mo. SW Baptist Neb.-Omaha	Mo. Southern Washburn Emporia St. Mo. Western	7:30 PM 7:30 PM 7:30 PM 7:30 PM
Feb. 11	Truman	Fort Hays St.	7:30 PM
Feb. 13	Mo. Western Truman Central Mo. Mo. Southern SW Baptist	Northwest Mo. Neb.-Omaha Fort Hays St. Emporia St. Washburn	3:30 PM 3:30 PM 4:00 PM 7:30 PM 7:30 PM
Feb. 17	Washburn Neb.-Omaha Emporia St. Northwest Mo.	Mo. Southern Central Mo. Pittsburg St. Truman	7:30 PM 7:30 PM 7:30 PM 7:30 PM
Feb. 18	Fort Hays St.	SW Baptist	7:30 PM
Feb. 20	Fort Hays St. Central Mo. SW Baptist Mo. Western Pittsburg St.	Mo. Southern Northwest Mo. Neb.-Omaha Truman Washburn	3:00 PM 3:30 PM 3:30 PM 7:30 PM 7:30 PM
Feb. 23	Northwest Mo.	SW Baptist	7:30 PM

POLLS

NABC Division II Coaches Poll Feb. 2, 2010

Team	Rec	Pts	Prev.
1. Arkansas Tech (8)	18-0	.200	1
2. Southern Indiana	19-0	.192	2
3. Central Missouri	19-1	.181	4
4. Minnesota State	19-1	.169	5
5. Valdosta State (Ga.)	19-2	.161	6
6. Indiana (Pa.)	17-1	.157	9
7. Midwestern State (Texas)	19-1	.154	10
8. Fort Hays State (Kan.)	17-2	.145	3
9. Seattle Pacific (Wash.)	16-2	.135	11
10. Bentley (Mass.)	18-2	.119	12
11. Florida Southern	18-2	.118	13
12. Augusta State (Ga.)	17-2	.115	8
13. Mesa State (Colo.)	17-1	.094	14
14. Drury (Mo.)	17-3	.093	15
15. Kutztown (Pa.)	16-2	.092	7
16. Kentucky Wesleyan	21-3	.091	16
17. Rollins (Fla.)	16-3	.069	18
18. Western Washington	19-3	.066	21
19. Findlay (Ohio)	15-3	.052	23
20. East Stroudsburg (Pa.)	18-1	.047	22
21. Georgia College & State	16-2	.037	T25
22. Quincy (Ill.)	17-3	.027	19
23. Metropolitan State (Co.)	16-3	.022	20
24. West Liberty (W. Va.)	14-1	.016	NR
25. Augustana (S.D.)	16-4	.015	17

OTHERS RECEIVING VOTES: Tarleton State (Texas) 11, Clark Atlanta (Ga.) 9, Alderson-Broaddus (W.Va.) 4, St. Cloud State (Minn.) 4, West Virginia State 3, Central Oklahoma 1, Stonehill (Mass.) 1.

DROPPED OUT: Montevallo (24), Clark Atlanta (T25).

2009-10 MIAA PLAYERS OF THE WEEK

Date	Player	School
Nov. 23	Tim Niles - Guard	Emporia State
Nov. 30	Matt Rogers - Center	Southwest Baptist
Dec. 7	Alex Moosman - Guard	Central Missouri
Dec. 14	Matt Rogers - Center	Southwest Baptist
Dec. 21	Sanjay Watts - Guard	Central Missouri
Jan. 4	Sanjay Watts - Guard	Central Missouri
Jan. 11	Corbin Kuntzsch - Guard	Fort Hays State
Jan. 18	Matt Rogers - Center	Southwest Baptist
Jan. 24	Dominique Jones - Guard	Fort Hays State
Feb. 1	Sanjay Watts - Guard	Central Missouri

NCAA SOUTH CENTRAL REGIONAL POLL

School	DII Overall	DII Region
1. Fort Hays State (MIAA)	.13-1	.13-1
2. Central Missouri (MIAA)	.15-1	.13-1
3. Midwestern State (LSC)	.15-1	.15-1
4. Southwest Baptist (MIAA)	.14-5	.13-5
5. Central Oklahoma (LSC)	.15-3	.15-3
6. Nebraska-Omaha (MIAA)	.11-5	.11-5
7. Tarleton State (LSC)	.14-3	.14-3
8. Missouri Western (MIAA)	.11-7	.11-6
9. Northeastern State (LSC)	.10-6	.10-6
10. Angelo State (LSC)	.12-8	.12-8



M I A A C H A M P I O N S H I P S



1926-27	1946-47	1947-48	1954-55	1955-56	1956-57	1959-60
1970-71	1978-79	1980-81 *	1998-99 *	* Tournament Championships		

THE BULLDOGS IN 2009-10

Home3-8
 Away1-8
 Neutral Court0-1

Leading at half2-2
 Trailing at half2-14
 Tied at half0-1

Overtime0-0

vs. DII Nationally-Ranked Teams . . .0-4
** at time of the game*

Scoring less than 600-6
 Scoring between 60-691-8
 Scoring between 70-791-1
 Scoring over 802-2

Allowing less than 601-0
 Allowing between 60-692-1
 Allowing between 70-791-10
 Allowing over 800-6

More Rebounds than opponent . . .3-7
 Fewer Rebounds than opponent . .1-9
 Rebounds Tied0-1

Fewer Turnovers than opponent . .2-0
 More Turnovers than opponent . .2-17
 Turnovers Tied0-0

Shooting below 40%0-7
 Shooting between 40-44.9%1-3
 Shooting between 45-49.9%1-6
 Shooting 50% or better2-1

Opp. shooting below 40%0-3
 Opp. shooting between 40-44.9% .2-5
 Opp. shooting between 45-49.9% .1-5
 Opp. shooting 50% or better0-5

Game decided by less than 5 points 1-2
 Games decided by 5-10 points . . .0-6
 Games decided by 11-20 points . .3-4
 Games decided by 20+ points . . .0-5

Largest Halftime Lead31
 Largest Halftime Deficit23

Most first-half points50
 Fewest first-half points15
 Most first-half points allowed48
 Fewest first-half points allowed . . .19

Most second-half points57
 Fewest second-half points27 (2)
 Most second-half points allowed . . .54
 Fewest second-half points allowed .29

Largest lead during a game31
 Largest deficit during a game . . .37 (2)

2009-10 SCHEDULE/RESULTS



2009-10 Truman Men's Basketball Truman Season Schedule/Results & Leaders (as of Feb 04, 2010) All games



RECORD:	OVERALL	HOME	AWAY	NEUTRAL
ALL GAMES	4-17	3-8	1-8	0-1
CONFERENCE	2-12	1-7	1-5	0-0
NON-CONFERENCE	2-5	2-1	0-3	0-1

Date	Opponent	Score	Att.	High Points	High Rebounds
11/16/09	CULVER-STOCKTON (MO.)	W 86-68	654	(16)Misiewicz,Mark	(7)Filchev,Vesko
11/18/09	at Western Illinois	59-71 L	974	(18)Filchev,Vesko	(13)Filchev,Vesko
11-24-09	at Missouri-St. Louis	83-89 L	507	(21)Filchev,Vesko	(10)Filchev,Vesko
11/28/09	QUINCY (ILL.)	61-94 L	790	(16)Henderson,Alex	(5)Misiewicz,Mark (5)Freeman,Ethan
12/2/09	*at Missouri Southern	55-84 L	917	(14)Henderson,Alex	(11)Filchev,Vesko
12/05/09	*PITTSBURG STATE	W 77-63	856	(16)Henderson,Alex	(9)Filchev,Vesko
12/09/09	HANNIBAL-LAGRANGE	W 89-74	488	(18)Henderson,Alex	(9)Freeman,Ethan
12/12/09	*at Washburn	66-87 L	1704	(14)Filchev,Vesko	(9)Freeman,Ethan
12/19/09	at Quincy (Ill.)	60-89 L	325	(20)Norton,Tom	(4)Nwelue,Brian (4)Filchev,Vesko
12/20/09	vs Central State	58-71 L	87	(16)Garrison,Stefan	(7)Filchev,Vesko (7)Freeman,Ethan
12/28/09	*at Emporia State	84-92 L	1976	(18)Henderson,Alex	(10)Freeman,Ethan
12/30/09	*SOUTHWEST BAPTIST	62-70 L	565	(17)Freeman,Ethan	(17)Freeman,Ethan
01/02/10	*FORT HAYS ST.	47-71 L	456	(10)Filchev,Vesko	(9)Freeman,Ethan
01/06/10	*NEB.-OMAHA	64-73 L	232	(19)Filchev,Vesko	(11)Freeman,Ethan
01/09/10	*at NW Missouri State	70-73 L	757	(19)Norton,Tom	(11)Filchev,Vesko
01/13/10	*at Missouri Western	68-71 L	1687	(18)Garrison,Stefan	(11)Freeman,Ethan
01/20/10	*CENTRAL MISSOURI	60-75 L	435	(12)Filchev,Vesko (12)Freeman,Ethan	(12)Freeman,Ethan
01/23/10	*MISSOURI SOUTHERN	69-79 L	947	(20)Norton,Tom	(11)Freeman,Ethan
01/27/10	*at Pittsburg State	W 62-58	2115	(15)Garrison,Stefan	(15)Freeman,Ethan
01/30/10	*EMPORIA STATE	59-72 L	1032	(16)Filchev,Vesko	(11)Freeman,Ethan
02/03/10	*WASHBURN	53-62 L	389	(11)Norton,Tom (11)Henderson,Alex (11)Freeman,Ethan	(9)Freeman,Ethan (9)Filchev,Vesko

* - Conference game

BULLDOGS IN NCAA DIVISION II RANKINGS

Through Jan. 31, 2010 Games

Points Per Game (500 ranked)	
Field-Goal Percentage (500 ranked)	
Three-Point Field Goals Per Game (500 ranked)	Norton - 74; Henderson 305;
Three-Point Field-Goal Percentage (500 ranked)	
Free-Throw Percentage (500 ranked)	Filchev - 388
Rebounds Per Game (500 ranked)	Freeman 39, Filchev 191
Assists Per Game (500 ranked)	Henderson -115; Norton 467, Freeman 484
Blocked Shots Per Game (500 ranked)	Vesko Filchev - 124
Steals Per Game (500 ranked)	
Assist Turnover Ratio (500 ranked)	Alex Henderson - 170

Category	Rank	Actual	National Leader	Actual
Scoring Offense (270 ranked)	.210	.67.0	West Liberty	107.2
Scoring Defense (270 ranked)	.217	.76.2	Clark Atlanta	52.3
Scoring Margin (270 ranked)	.249	-.9.3	Southern Ind.	28.5
Field-Goal Percentage (270 ranked)	.187	.43.0	Southern Ind.	52.2
Field-Goal Percentage Defense (270 ranked)	.232	.46.8	Lincoln Memorial	35.4
Three-Point Field Goals Per Game (270 ranked)	.101	.6.7	West Liberty	13.6
Three-Point Field-Goal Percentage (210 ranked)	.102	.35.1	Fla. Southern	46.4
Three Pt FG Defense (270 ranked)	.239	.37.2	Clark Atlanta	24.5
Free-Throw Percentage (270 ranked)	.56	.72.3	Adelphi	78.9
Rebound Margin (270 ranked)	.157	.0.1	Augusta St.	13.1
Assists Per Game (270 ranked)	.165	.12.9	West Liberty	22.9
Assist Turnover Ratio (270 ranked)	.162	.0.85	Augustana (SD)	1.68
Blocked Shots Per Game (270 ranked)	.177	.2.7	Columbus St.	7.0
Steals Per Game (270 ranked)	.269	.3.8	Mars Hill	13.1
Turnovers Per Game (270 ranked)	.139	.15.1	Mary	9.2
Turnover Margin (270 ranked)	.260	-.5.4	Arkansas Tech	8.6
Personal Fouls Per Game (270 ranked)	.80	.17.7	Quincy	13.0

2009-10 STATISTICS



2009-10 Truman Men's Basketball Truman Season Box Score (as of Feb 04, 2010) All games



RECORD:	OVERALL	HOME	AWAY	NEUTRAL
ALL GAMES	4-17	3-8	1-8	0-1
CONFERENCE	2-12	1-7	1-5	0-0
NON-CONFERENCE	2-5	2-1	0-3	0-1

#	Player	gp-gs	min	Total		3-Point		F-Throw		Rebounds				pf	dq	a	to	blk	stl	pts	avg				
				fg-fga	fg%	3fg-fga	3fg%	ft-fta	ft%	off	def	tot	avg												
34	Filchev, Vesko	21-19	512	24.4	95-191	.497	0-0	.000	51-77	.662	37	106	143	6.8	67	2	22	47	24	3	241	11.5			
31	Henderson, Alex	21-21	680	32.4	74-168	.440	36-84	.429	46-54	.852	15	60	75	3.6	45	0	79	59	4	14	230	11.0			
22	Norton, Tom	21-21	662	31.5	72-188	.383	52-141	.369	33-35	.943	3	20	23	1.1	36	0	48	48	3	21	229	10.9			
24	Garrison, Stefan	21-21	646	30.8	87-205	.424	15-42	.357	35-43	.814	18	44	62	3.0	55	2	15	34	0	8	224	10.7			
04	Freeman, Ethan	21-17	605	28.8	79-149	.530	1-5	.200	35-69	.507	40	148	188	9.0	60	0	49	47	7	13	194	9.2			
33	Misiewicz, Mark	21-4	275	13.1	35-105	.333	22-71	.310	9-14	.643	8	45	53	2.5	24	0	12	14	3	3	101	4.8			
15	James, Andrew	21-1	202	9.6	20-49	.408	0-1	.000	21-27	.778	20	21	41	2.0	26	0	6	12	2	3	61	2.9			
20	Taylor, Matt	21-0	279	13.3	12-39	.308	6-25	.240	4-6	.667	9	19	28	1.3	23	1	19	17	2	8	34	1.6			
05	Nwelue, Brian	16-0	136	8.5	16-41	.390	0-2	.000	1-3	.333	8	18	26	1.6	13	0	8	14	3	2	33	2.1			
12	Patterson, Matt	12-0	73	6.1	6-19	.316	5-12	.417	3-4	.750	0	7	7	0.6	7	0	5	8	0	2	20	1.7			
51	Scott, David	15-1	81	5.4	3-5	.600	0-0	.000	7-8	.875	4	9	13	0.9	11	0	2	8	7	0	13	0.9			
32	Schrader, Jesse	8-0	49	6.1	4-17	.235	4-17	.235	0-1	.000	0	5	5	0.6	7	0	3	0	0	1	12	1.5			
Team											39	30	69												4
Total.....		21	4200		503-1176	.428	141-400	.353	245-341	.718	201	532	733	34.9	374	5	268	312	55	78	1392	66.3			
Opponents.....		21	4200		581-1255	.463	121-329	.368	303-439	.690	214	526	740	35.2	335	-	265	203	58	180	1586	75.5			

Score by Periods	1st	2nd	Totals
Truman	617	775	1392
Opponents	732	854	1586

CONFERENCE ONLY STATISTICS

#	Player	gp-gs	min	Total		3-Point		F-Throw		Rebounds				pf	dq	a	to	blk	stl	pts	avg				
				fg-fga	fg%	3fg-fga	3fg%	ft-fta	ft%	off	def	tot	avg												
34	Filchev, Vesko	14-12	349	24.9	61-125	.488	0-0	.000	39-57	.684	24	72	96	6.9	48	2	16	35	11	1	161	11.5			
31	Henderson, Alex	14-14	463	33.1	51-118	.432	26-59	.441	29-37	.784	11	45	56	4.0	30	0	49	46	3	5	157	11.2			
24	Garrison, Stefan	14-14	460	32.9	59-146	.404	10-31	.323	26-32	.813	11	29	40	2.9	38	2	8	28	0	5	154	11.0			
22	Norton, Tom	14-14	435	31.1	47-117	.402	34-87	.391	24-26	.923	0	10	10	0.7	25	0	29	31	2	10	152	10.9			
04	Freeman, Ethan	14-14	439	31.4	52-100	.520	1-4	.250	26-48	.542	26	123	149	10.6	43	0	37	33	6	11	131	9.4			
33	Misiewicz, Mark	14-0	156	11.1	18-55	.327	10-35	.286	3-4	.750	6	24	30	2.1	16	0	5	5	2	1	49	3.5			
15	James, Andrew	14-1	124	8.9	10-27	.370	0-1	.000	11-15	.733	12	13	25	1.8	17	0	3	8	2	2	31	2.2			
20	Taylor, Matt	14-0	195	13.9	7-23	.304	4-15	.267	4-6	.667	3	13	16	1.1	20	1	13	12	2	4	22	1.6			
05	Nwelue, Brian	10-0	77	7.7	10-23	.435	0-2	.000	0-1	.000	4	10	14	1.4	9	0	5	12	2	0	20	2.0			
51	Scott, David	11-1	55	5.0	2-2	1.000	0-0	.000	5-6	.833	4	6	10	0.9	7	0	1	4	5	0	9	0.8			
12	Patterson, Matt	7-0	30	4.3	2-6	.333	1-4	.250	2-2	1.000	0	3	3	0.4	3	0	1	3	0	0	7	1.0			
32	Schrader, Jesse	4-0	17	4.3	1-6	.167	1-6	.167	0-1	.000	0	1	1	0.3	1	0	0	0	0	0	3	0.8			
Team											22	17	39												3
Total.....		14	2800		320-748	.428	87-244	.357	169-235	.719	123	366	489	34.9	257	5	167	220	35	39	896	64.0			
Opponents.....		14	2800		370-828	.447	69-206	.335	221-311	.711	135	342	477	34.1	233	-	163	122	33	123	1030	73.6			

Score by Periods	1st	2nd	Totals
Truman	383	513	896
Opponents	486	544	1030

POINTS ~ REBOUNDS ~ ASSISTS

Opponent	Date	Score	04		05		12		15		20		22		24	
			FREEMAN,ET	NWELUE,BRI	PATTERSON,	JAMES,ANDR	TAYLOR,MAT	NORTON,TOM	GARRISON,S							
CULVER-STOCKTON (MO.)	11/16/09	86-68	w	11-1-1	3-4-2	6-1-1	8-1-0	6-4-2	11-5-4	8-5-1						
at Western Illinois	11/18/09	59-71	L	0-9-1	0-0-0	DNP	1-2-2	3-2-3	17-0-1	6-1-1						
at Missouri-St. Louis	11-24-09	83-89	L	11-5-1	DNP	1-0-1	2-1-0	0-1-0	4-1-5	13-4-1						
QUINCY (ILL.)	11/28/09	61-94	L	13-5-1	0-1-0	3-1-1	1-3-0	0-3-1	5-0-1	10-1-2						
at Missouri Southern	12/2/09	55-84	L	2-8-2	0-1-0	0-0-0	1-1-0	0-1-0	12-2-2	13-4-1						
PITTSBURG STATE	12/05/09	77-63	w	8-8-2	4-2-0	DNP	5-3-0	4-2-0	13-1-2	15-8-2						
HANNIBAL-LAGRANGE	12/09/09	89-74	w	14-9-3	4-0-0	0-1-0	14-6-1	0-0-0	15-2-4	12-3-0						
at Washburn	12/12/09	66-87	L	12-9-1	4-2-1	2-2-1	3-5-0	3-2-0	6-2-4	6-3-1						
at Quincy (Ill.)	12/19/09	60-89	L	6-3-2	4-4-1	3-1-1	4-1-0	0-1-0	20-3-2	5-3-1						
vs Central State	12/20/09	58-71	L	8-7-3	2-3-0	DNP	0-2-0	3-1-0	5-2-2	16-5-1						
at Emporia State	12/28/09	84-92	L	11-10-2	DNP	DNP	8-3-1	12-3-5	13-0-2	11-3-1						
SOUTHWEST BAPTIST	12/30/09	62-70	L	17-17-2	DNP	DNP	2-3-1	0-0-0	5-1-1	12-3-0						
FORT HAYS ST.	01/02/10	47-71	L	5-9-2	0-3-0	5-0-0	0-1-0	0-0-1	8-1-2	4-1-0						
NEB.-OMAHA	01/06/10	64-73	L	11-11-3	6-4-1	DNP	0-2-0	0-1-1	3-0-3	10-0-0						
at NW Missouri State	01/09/10	70-73	L	10-8-5	0-0-0	0-0-0	6-3-0	0-0-0	19-0-2	13-4-0						
at Missouri Western	01/13/10	68-71	L	12-11-5	0-0-0	DNP	2-2-0	3-0-1	14-0-1	18-2-0						
CENTRAL MISSOURI	01/20/10	60-75	L	12-12-1	2-1-0	0-1-0	2-1-0	0-2-1	8-1-2	11-2-0						
MISSOURI SOUTHERN	01/23/10	69-79	L	5-11-5	DNP	DNP	2-1-1	0-1-2	20-0-2	11-7-1						
at Pittsburg State	01/27/10	62-58	w	9-15-3	DNP	DNP	0-0-0	0-3-1	13-0-3	15-1-0						
EMPORIA STATE	01/30/10	59-72	L	6-11-1	4-1-1	0-0-0	0-0-0	0-0-0	7-0-2	10-1-1						
WASHBURN	02/03/10	53-62	L	11-9-3	0-0-2	0-0-0	0-0-0	0-1-1	11-2-1	5-1-1						

Opponent	Date	Score	31		32		33		34		51	
			HENDERSON,	SCHRADER,J	MISIEWICZ,	FILCHEV,VE	SCOTT,DAVI					
CULVER-STOCKTON (MO.)	11/16/09	86-68	w	2-1-5	3-3-0	16-3-1	10-7-2	2-1-1				
at Western Illinois	11/18/09	59-71	L	7-4-4	DNP	7-6-3	18-13-0	DNP				
at Missouri-St. Louis	11-24-09	83-89	L	15-5-5	DNP	16-7-1	21-10-1	DNP				
QUINCY (ILL.)	11/28/09	61-94	L	16-2-5	3-1-0	6-5-1	4-2-1	0-1-0				
at Missouri Southern	12/2/09	55-84	L	14-9-3	0-0-0	0-0-1	13-11-1	0-1-0				
PITTSBURG STATE	12/05/09	77-63	w	16-4-0	DNP	3-2-1	9-9-5	DNP				
HANNIBAL-LAGRANGE	12/09/09	89-74	w	18-3-5	0-0-0	4-1-1	8-4-1	0-0-0				
at Washburn	12/12/09	66-87	L	12-1-4	0-0-0	0-2-0	14-1-2	4-0-0				
at Quincy (Ill.)	12/19/09	60-89	L	2-0-4	3-0-3	3-1-0	8-4-1	2-1-0				
vs Central State	12/20/09	58-71	L	13-4-2	DNP	0-0-0	11-7-0	DNP				
at Emporia State	12/28/09	84-92	L	18-5-7	DNP	7-1-0	4-2-1	0-1-0				
SOUTHWEST BAPTIST	12/30/09	62-70	L	7-5-6	DNP	8-3-0	11-7-1	0-1-0				
FORT HAYS ST.	01/02/10	47-71	L	9-4-1	0-1-0	6-4-1	10-7-0	0-1-0				
NEB.-OMAHA	01/06/10	64-73	L	8-5-5	DNP	7-1-1	19-5-1	0-0-1				
at NW Missouri State	01/09/10	70-73	L	6-3-7	DNP	2-1-0	14-11-1	DNP				
at Missouri Western	01/13/10	68-71	L	15-4-3	DNP	0-2-0	4-8-1	DNP				
CENTRAL MISSOURI	01/20/10	60-75	L	4-3-4	3-0-0	2-2-0	12-3-2	4-1-0				
MISSOURI SOUTHERN	01/23/10	69-79	L	14-3-2	DNP	3-3-0	13-7-0	1-4-0				
at Pittsburg State	01/27/10	62-58	w	11-5-3	DNP	1-1-0	13-8-0	0-1-0				
EMPORIA STATE	01/30/10	59-72	L	12-2-2	DNP	4-4-1	16-8-0	0-0-0				
WASHBURN	02/03/10	53-62	L	11-3-2	DNP	6-4-0	9-9-1	0-0-0				

SPECIALTY STATS

Points off Turnovers

Truman188 (9.0)
Opponents378 (18.0)

2nd Chance Points

Truman183 (8.7)
Opponents213 (10.1)

Points in the Paint

Truman476 (22.7)
Opponents618 (29.4)

Bench Points

Truman283 (13.5)
Opponents467 (22.2)

Largest Deficit Overcome

vs. Pittsburg St. (12/5/09)11 5:47 (1st)

Largest Lead Lost

vs. Missouri Western (1/13/09)15 0:35 (1st)

TEAM STATS

TEAM STATISTICS	TSU	OPP
SCORING	1392	1586
Points per game	66.3	75.5
Scoring margin	-9.2	-
FIELD GOALS-ATT	503-1176	581-1255
Field goal pct	.428	.463
3 POINT FG-ATT	141-400	121-329
3-point FG pct	.353	.368
3-pt FG made per game	6.7	5.8
FREE THROWS-ATT	245-341	303-439
Free throw pct	.718	.690
F-Throws made per game	11.7	14.4
REBOUNDS	733	740
Rebounds per game	34.9	35.2
Rebounding margin	-0.3	-
ASSISTS	268	265
Assists per game	12.8	12.6
TURNOVERS	312	203
Turnovers per game	14.9	9.7
Turnover margin	-5.2	-
Assist/turnover ratio	0.9	1.3
STEALS	78	180
Steals per game	3.7	8.6
BLOCKS	55	58
Blocks per game	2.6	2.8
WINNING STREAK	0	-
Home win streak	0	-
ATTENDANCE	6844	11049
Home games-Avg/Game	11-622	9-1218
Neutral site-Avg/Game	-	1-87

Score by Periods	1st	2nd	Totals
Truman	617	775	1392
Opponents	732	854	1586

2009-10 LEADERS

Scoring Leaders	Games	Career
Vesko Filchev	8	10
Alex Henderson	6	6
Tom Norton	3	3
Stefan Garrison	3	3
Ethan Freeman	3	12
Mark Misiewicz	1	1

Rebound Leaders	Games	Career
Ethan Freeman	14	14
Vesko Filchev	9	14
Mark Misiewicz	1	1
Brian Nwelue	1	1

Assists Leaders	Games	Career
Alex Henderson	14	19
Tom Norton	6	6
Ethan Freeman	6	12
Vesko Filchev	1	2

Steal Leaders	Games	Career
Tom Norton	11	11
Matt Taylor	5	8
Alex Henderson	3	3
Ethan Freeman	4	4
Stefan Garrison	3	3
Vesko Filchev	2	3
Andrew James	2	2
Mark Misiewicz	2	2
Matt Patterson	1	1
Jesse Schrader	1	1

Block Leaders	Games	Career
Vesko Filchev	12	24
David Scott	4	4
Ethan Freeman	4	11
Brian Nwelue	2	5
Alex Henderson	2	2
Andrew James	1	1
Tom Norton	2	2
Matt Taylor	1	1
Mark Misiewicz	1	1

Double-Doubles	Games	Career
Ethan Freeman	5	7
Vesko Filchev	4	4

20+ Point Games	Games	Career
Tom Norton	2	2
Vesko Filchev	1	1
Ethan Freeman	0	1

10+ Point Games	Season	Career
Stefan Garrison	15	19
Vesko Filchev	14	20
Alex Henderson	13	29
Ethan Freeman	12	33
Tom Norton	11	11
Mark Misiewicz	2	4
Matt Taylor	1	1
Brian Nwelue	0	6

10+ Rebound Games	Season	Career
Ethan Freeman	8	13
Vesko Filchev	4	7

Free Throws (Final 5 Min/OT)

Tom Norton	14-14	(1.000)
Matt Taylor	4-4	(1.000)
Matt Patterson	2-2	(1.000)
David Scott	5-6	(.833)
Alex Henderson	12-15	(.800)
Stefan Garrison	8-11	(.727)
Mark Misiewicz	3-4	(.750)
Andrew James	3-4	(.750)
Ethan Freeman	9-16	(.563)
Vesko Filchev	4-9	(.444)
Jesse Schrader	0-1	(.000)
Brian Nwelue	0-1	(.000)
Total	64-87	(.736)
Opponent	110-147	(.748)

Starts	Season	Career
Alex Henderson	21	41
Stefan Garrison	21	34
Vesko Filchev	19	34
Tom Norton	19	19
Ethan Freeman	17	62
Mark Misiewicz	4	6
Andrew James	1	1
David Scott	1	2
Brian Nwelue	0	7
Matt Taylor	0	1

2009-10 INDIVIDUAL GAME HIGHS

Points	21	Filchev,Vesko at Missouri-St. Louis (11-24-09)
	20	Norton,Tom vs Missouri Southern (01/23/10)
	20	Norton,Tom at Quincy (Ill.) (12/19/09)
	19	Norton,Tom at NW Missouri State (01/09/10)
	19	Filchev,Vesko vs Neb.-Omaha (01/06/10)
Field Goals Made	10	Filchev,Vesko at Missouri-St. Louis (11-24-09)
Field Goal Att.	17	Filchev,Vesko at Missouri Southern (12/2/09)
FG Pct (min 5 made)	1.000 (5-5)	Taylor,Matt at Emporia State (12/28/09)
	1.000 (5-5)	Freeman,Ethan at Washburn (12/12/09)
3-Point FG Made	6	Norton,Tom at NW Missouri State (01/09/10)
	6	Norton,Tom at Quincy (Ill.) (12/19/09)
3-Point FG Att.	13	Norton,Tom at Western Illinois (11/18/09)
3-Pt FG Pct (min 4 made)	.750 (6-8)	Norton,Tom at NW Missouri State (01/09/10)
Free Throws Made	7	Filchev,Vesko vs Missouri Southern (01/23/10)
	7	Freeman,Ethan vs Southwest Baptist (12/30/09)
Free Throw Att.	10	Freeman,Ethan vs Missouri Southern (01/23/10)
	10	Filchev,Vesko vs Missouri Southern (01/23/10)
FT Pct (min 5 made)	1.000 (6-6)	Filchev,Vesko at NW Missouri State (01/09/10)
	1.000 (6-6)	Henderson,Alex vs Central State (12/20/09)
	1.000 (6-6)	Norton,Tom vs Hannibal-LaGrange (12/09/09)
	1.000 (5-5)	Henderson,Alex vs Emporia State (01/30/10)
	1.000 (5-5)	Henderson,Alex vs Missouri Southern (01/23/10)
Rebounds	17	Freeman,Ethan vs Southwest Baptist (12/30/09)
Assists	7	Henderson,Alex at NW Missouri State (01/09/10)
	7	Henderson,Alex at Emporia State (12/28/09)
Steals	5	Henderson,Alex vs Culver-Stockton (Mo.) (11/16/09)
Blocked Shots	4	Filchev,Vesko vs Culver-Stockton (Mo.) (11/16/09)
Turnovers	6	Henderson,Alex at Pittsburg State (01/27/10)
	6	Henderson,Alex at Missouri Southern (12/2/09)
Fouls	5	Filchev,Vesko vs Emporia State (01/30/10)
	5	Garrison,Stefan vs Missouri Southern (01/23/10)
	5	Filchev,Vesko vs Missouri Southern (01/23/10)
	5	Garrison,Stefan at NW Missouri State (01/09/10)
	5	Taylor,Matt at Emporia State (12/28/09)

2009-10 OPPONENT INDIVIDUAL GAME HIGHS

Points	32	Adams,Girod at NW Missouri State (01/09/10)
	29	Rogers,Matt vs Southwest Baptist (12/30/09)
	26	Adams,Jason at Missouri Southern (12/2/09)
	25	Beasley, Beaumont at Missouri-St. Louis (11-24-09)
	24	Adams,Jason vs Missouri Southern (01/23/10)
Field Goals Made	11	Watts,Sanjay vs Central Missouri (01/20/10)
	11	Rogers,Matt vs Southwest Baptist (12/30/09)
Field Goal Att.	23	Adams,Jason vs Missouri Southern (01/23/10)
	23	Rogers,Matt vs Southwest Baptist (12/30/09)
FG Pct (min 5 made)	.833 (10-12)	Jones, Wesley vs Central State (12/20/09)
	.833 (5-6)	Brunz,Bryce vs Central Missouri (01/20/10)
	.833 (5-6)	Edmonds, Josh at Quincy (Ill.) (12/19/09)
	.833 (5-6)	Thomann,Keane at Missouri Southern (12/2/09)
	.833 (5-6)	Burke, Tyler vs Quincy (Ill.) (11/28/09)
	.833 (5-6)	KIRBY, Quenton at Western Illinois (11/18/09)
	.833 (5-6)	McKee, Jim vs Culver-Stockton (Mo.) (11/16/09)
3-Point FG Made	5	McNeill,William at Washburn (12/12/09)
	5	Burke, Tyler vs Quincy (Ill.) (11/28/09)
3-Point FG Att.	8	NURSE, David at Western Illinois (11/18/09)
	8	Ayers, Jordan vs Culver-Stockton (Mo.) (11/16/09)
3-Pt FG Pct (min 4 made)	1.000 (4-4)	Wilbern,Lamar vs Emporia State (01/30/10)
	1.000 (4-4)	Euler,Taylor at Emporia State (12/28/09)
Free Throws Made	12	Adams,Girod at NW Missouri State (01/09/10)
Free Throw Att.	12	Adams,Girod at NW Missouri State (01/09/10)
FT Pct (min 5 made)	1.000 (12-12)	Adams,Girod at NW Missouri State (01/09/10)
	1.000 (8-8)	Thuston,Dominique at Missouri Western (01/13/10)
	1.000 (8-8)	Bullock,Tyler vs Neb.-Omaha (01/06/10)
	1.000 (8-8)	Adams,Jason at Missouri Southern (12/2/09)
	1.000 (6-6)	McNeill,William vs Washburn (02/03/10)
	1.000 (6-6)	Stutz,Logan vs Washburn (02/03/10)
	1.000 (6-6)	Andrews,Dustin vs Emporia State (01/30/10)
	1.000 (5-5)	Tabb Jr., Lee vs Central State (12/20/09)
	1.000 (5-5)	Bowlin,Skyler at Missouri Southern (12/2/09)
	1.000 (5-5)	LANDER, Matt at Western Illinois (11/18/09)
Rebounds	14	Lawrence, Ryan at Missouri-St. Louis (11-24-09)
Assists	8	Bowlin,Skyler at Missouri Southern (12/2/09)
Steals	6	Zerkel,Landon vs Missouri Southern (01/23/10)
Blocked Shots	5	Rogers,Matt vs Southwest Baptist (12/30/09)

2009-10 TEAM GAME HIGHS/LOWS

TRUMAN HIGHS

POINTS	89	HANNIBAL-LAGRANGE (12/09/09)
	86	CULVER-STOCKTON (MO. (11/16/09)
FIELD GOALS MADE	33	at Missouri-St. Louis (11-24-09)
FIELD GOAL ATTEMPTS	69	at Missouri-St. Louis (11-24-09)
FIELD GOAL PERCENTAGE	.508 (30-59)	HANNIBAL-LAGRANGE (12/09/09)
3 PT FIELD GOALS MADE	11	at Missouri Western (01/13/10)
	11	at Emporia State (12/28/09)
3 PT FG ATTEMPTS	28	QUINCY (ILL.) (11/28/09)
3 PT FG PERCENTAGE	.583 (7-12)	at NW Missouri State (01/09/10)
FREE THROWS MADE	25	MISSOURI SOUTHERN (01/23/10)
FREE THROW ATTEMPTS	35	MISSOURI SOUTHERN (01/23/10)
FREE THROW PERCENTAGE	1.000 (6-6)	at Quincy (Ill.) (12/19/09)
	1.000 (2-2)	CENTRAL MISSOURI (01/20/10)
REBOUNDS	45	at Western Illinois (11/18/09)
ASSISTS	20	CULVER-STOCKTON (MO. (11/16/09)
STEALS	13	CULVER-STOCKTON (MO. (11/16/09)
BLOCKED SHOTS	5	EMPORIA STATE (01/30/10)
	5	at Pittsburg State (01/27/10)
TURNOVERS	23	MISSOURI SOUTHERN (01/23/10)
FOULS	24	MISSOURI SOUTHERN (01/23/10)
	24	at Missouri Western (01/13/10)
	24	at Missouri-St. Louis (11-24-09)

OPPONENT HIGHS

POINTS	94	QUINCY (ILL.) (11/28/09)
	92	at Emporia State (12/28/09)
FIELD GOALS MADE	38	QUINCY (ILL.) (11/28/09)
FIELD GOAL ATTEMPTS	70	at Washburn (12/12/09)
FIELD GOAL PERCENTAGE	.576 (34-59)	at Quincy (Ill.) (12/19/09)
3 PT FIELD GOALS MADE	13	QUINCY (ILL.) (11/28/09)
3 PT FG ATTEMPTS	28	at Washburn (12/12/09)
3 PT FG PERCENTAGE	.600 (6-10)	CENTRAL MISSOURI (01/20/10)
FREE THROWS MADE	26	at NW Missouri State (01/09/10)
FREE THROW ATTEMPTS	32	at Missouri-St. Louis (11-24-09)
FREE THROW PERCENTAGE	.909 (20-22)	WASHBURN (02/03/10)
REBOUNDS	43	at Missouri Southern (12/2/09)
ASSISTS	25	QUINCY (ILL.) (11/28/09)
STEALS	15	MISSOURI SOUTHERN (01/23/10)
	15	at Missouri Southern (12/2/09)
BLOCKED SHOTS	7	at Quincy (Ill.) (12/19/09)
TURNOVERS	21	CULVER-STOCKTON (MO. (11/16/09)
FOULS	25	MISSOURI SOUTHERN (01/23/10)
	25	PITTSBURG STATE (12/05/09)

TRUMAN LOWS

POINTS	47	FORT HAYS ST. (01/02/10)
	53	WASHBURN (02/03/10)
FIELD GOALS MADE	15	FORT HAYS ST. (01/02/10)
FIELD GOAL ATTEMPTS	46	MISSOURI SOUTHERN (01/23/10)
FIELD GOAL PERCENTAGE	.300 (15-50)	FORT HAYS ST. (01/02/10)
3 PT FIELD GOALS MADE	2	EMPORIA STATE (01/30/10)
3 PT FG ATTEMPTS	11	PITTSBURG STATE (12/05/09)
3 PT FG PERCENTAGE	.154 (2-13)	EMPORIA STATE (01/30/10)
FREE THROWS MADE	2	CENTRAL MISSOURI (01/20/10)
FREE THROW ATTEMPTS	2	CENTRAL MISSOURI (01/20/10)
FREE THROW PERCENTAGE	.375 (3-8)	at Western Illinois (11/18/09)
REBOUNDS	28	at Quincy (Ill.) (12/19/09)
ASSISTS	7	FORT HAYS ST. (01/02/10)
STEALS	0	at Washburn (12/12/09)
	0	SOUTHWEST BAPTIST (12/30/09)
BLOCKED SHOTS	0	PITTSBURG STATE (12/05/09)
TURNOVERS	7	HANNIBAL-LAGRANGE (12/09/09)
FOULS	6	QUINCY (ILL.) (11/28/09)

OPPONENT LOWS

POINTS	58	at Pittsburg State (01/27/10)
	62	WASHBURN (02/03/10)
FIELD GOALS MADE	20	WASHBURN (02/03/10)
FIELD GOAL ATTEMPTS	50	at Missouri Western (01/13/10)
FIELD GOAL PERCENTAGE	.364 (20-55)	WASHBURN (02/03/10)
3 PT FIELD GOALS MADE	2	at Western Illinois (11/18/09)
	2	NEB.-OMAHA (01/06/10)
	2	MISSOURI SOUTHERN (01/23/10)
	2	WASHBURN (02/03/10)
3 PT FG ATTEMPTS	9	MISSOURI SOUTHERN (01/23/10)
	9	at Pittsburg State (01/27/10)
	9	WASHBURN (02/03/10)
3 PT FG PERCENTAGE	.154 (2-13)	at Western Illinois (11/18/09)
FREE THROWS MADE	5	QUINCY (ILL.) (11/28/09)
FREE THROW ATTEMPTS	8	QUINCY (ILL.) (11/28/09)
FREE THROW PERCENTAGE	.444 (8-18)	PITTSBURG STATE (12/05/09)
REBOUNDS	26	CENTRAL MISSOURI (01/20/10)
ASSISTS	4	WASHBURN (02/03/10)
STEALS	4	HANNIBAL-LAGRANGE (12/09/09)
	4	at Missouri Western (01/13/10)
BLOCKED SHOTS	0	at Emporia State (12/28/09)
	0	EMPORIA STATE (01/30/10)
TURNOVERS	1	SOUTHWEST BAPTIST (12/30/09)
FOULS	10	QUINCY (ILL.) (11/28/09)
	10	CENTRAL MISSOURI (01/20/10)

BULLDOG CAREER STATISTICS

Filchev, Vesko

Season	gp-gs	min/avg	Total		3-Point		F-Throws		Rebounds				Scoring							
			fg-fga	pct	fg-fga	pct	ft-fta	pct	off	def	tot	avg	pf	fo	ast	to	blk	stl	pts	avg
2007-08	5-2	48/9.6	9-20	.450	0-0	.000	1-2	.500	5	7	12	2.4	9	0	0	7	0	0	19	3.8
2008-09	25-13	315/12.6	61-103	.592	1-1	1.000	18-30	.600	27	58	85	3.4	51	2	6	31	19	8	141	5.6
2009-10	21-19	512/24.4	95-191	.497	0-0	.000	51-77	.662	37	106	143	6.8	67	2	22	47	24	3	241	11.5
TOTAL	51-34	875/17.2	165-314	.525	1-1	1.000	70-109	.642	69	171	240	4.7	127	4	28	85	43	11	401	7.9

Freeman, Ethan

Season	gp-gs	min/avg	Total		3-Point		F-Throws		Rebounds				Scoring							
			fg-fga	pct	fg-fga	pct	ft-fta	pct	off	def	tot	avg	pf	fo	ast	to	blk	stl	pts	avg
2007-08	27-24	741/27.4	73-176	.415	0-2	.000	53-107	.495	36	123	159	5.9	80	2	52	69	10	16	199	7.4
2008-09	27-21	750/27.8	98-194	.505	0-0	.000	66-109	.606	43	105	148	5.5	78	4	55	63	10	22	262	9.7
2009-10	21-17	605/28.8	79-149	.530	1-5	.200	35-69	.507	40	148	188	9.0	60	0	49	47	7	13	194	9.2
TOTAL	75-62	2096/27.9	250-519	.482	1-7	.143	154-285	.540	119	376	495	6.6	218	6	156	179	27	51	655	8.7

Garrison, Stefan

Season	gp-gs	min/avg	Total		3-Point		F-Throws		Rebounds				Scoring							
			fg-fga	pct	fg-fga	pct	ft-fta	pct	off	def	tot	avg	pf	fo	ast	to	blk	stl	pts	avg
2007-08	25-3	374/15.0	35-84	.417	4-8	.500	6-9	.667	9	15	24	1.0	28	0	19	16	1	8	80	3.2
2008-09	25-8	366/14.6	32-92	.348	4-14	.286	14-20	.700	4	17	21	0.8	40	0	12	23	1	4	82	3.3
2009-10	21-21	646/30.8	87-205	.424	15-42	.357	35-43	.814	18	44	62	3.0	55	2	15	34	0	8	224	10.7
TOTAL	71-32	1386/19.5	154-381	.404	23-64	.359	55-72	.764	31	76	107	1.5	123	2	46	73	2	20	386	5.4

Henderson, Alex

Season	gp-gs	min/avg	Total		3-Point		F-Throws		Rebounds				Scoring							
			fg-fga	pct	fg-fga	pct	ft-fta	pct	off	def	tot	avg	pf	fo	ast	to	blk	stl	pts	avg
2007-08	26-5	597/23.0	42-104	.404	24-52	.462	33-38	.868	8	37	45	1.7	30	0	44	29	4	18	141	5.4
2008-09	27-15	718/26.6	72-174	.414	32-83	.386	43-58	.741	7	49	56	2.1	48	0	45	39	1	28	219	8.1
2009-10	21-21	680/32.4	74-168	.440	36-84	.429	46-54	.852	15	60	75	3.6	45	0	79	59	4	14	230	11.0
TOTAL	74-41	1995/27.0	188-446	.422	92-219	.420	122-150	.813	30	146	176	2.4	123	0	168	127	9	60	590	8.0

James, Andrew

Season	gp-gs	min/avg	Total		3-Point		F-Throws		Rebounds				Scoring							
			fg-fga	pct	fg-fga	pct	ft-fta	pct	off	def	tot	avg	pf	fo	ast	to	blk	stl	pts	avg
2008-09	5-0	35/7.0	1-10	.100	0-0	.000	2-2	1.000	3	3	6	1.2	5	0	0	5	0	3	4	0.8
2009-10	21-1	202/9.6	20-49	.408	0-1	.000	21-27	.778	20	21	41	2.0	26	0	6	12	2	3	61	2.9
TOTAL	26-1	237/9.1	21-59	.356	0-1	.000	23-29	.793	23	24	47	1.8	31	0	6	17	2	6	65	2.5

Misiewicz, Mark

Season	gp-gs	min/avg	Total		3-Point		F-Throws		Rebounds				Scoring							
			fg-fga	pct	fg-fga	pct	ft-fta	pct	off	def	tot	avg	pf	fo	ast	to	blk	stl	pts	avg
2007-08	22-2	240/10.9	32-82	.390	12-39	.308	10-14	.714	9	32	41	1.9	23	0	13	21	1	7	86	3.9
2008-09	22-0	142/6.5	17-37	.459	8-21	.381	5-11	.455	1	16	17	0.8	12	1	4	5	2	2	47	2.1
2009-10	21-4	275/13.1	35-105	.333	22-71	.310	9-14	.643	8	45	53	2.5	24	0	12	14	3	3	101	4.8
TOTAL	65-6	657/10.1	84-224	.375	42-131	.321	24-39	.615	18	93	111	1.7	59	1	29	40	6	12	234	3.6

Norton, Tom

Season	gp-gs	min/avg	Total		3-Point		F-Throws		Rebounds				Scoring							
			fg-fga	pct	fg-fga	pct	ft-fta	pct	off	def	tot	avg	pf	fo	ast	to	blk	stl	pts	avg
2009-10	21-21	662/31.5	72-188	.383	52-141	.369	33-35	.943	3	20	23	1.1	36	0	48	48	3	21	229	10.9
TOTAL	21-21	662/31.5	72-188	.383	52-141	.369	33-35	.943	3	20	23	1.1	36	0	48	48	3	21	229	10.9

BULLDOG CAREER STATISTICS

Nwelue,Brian

Season	gp-gs	min/avg	Total		3-Point		F-Throws		Rebounds				Scoring							
			fg-fga	pct	fg-fga	pct	ft-fta	pct	off	def	tot	avg	pf	fo	ast	to	blk	stl	pts	avg
2008-09	26-7	427/16.4	54-135	.400	6-20	.300	18-25	.720	15	32	47	1.8	35	0	24	31	6	11	132	5.1
2009-10	16-0	136/8.5	16-41	.390	0-2	.000	1-3	.333	8	18	26	1.6	13	0	8	14	3	2	33	2.1
TOTAL	42-7	563/13.4	70-176	.398	6-22	.273	19-28	.679	23	50	73	1.7	48	0	32	45	9	13	165	3.9

Patterson,Matt

Season	gp-gs	min/avg	Total		3-Point		F-Throws		Rebounds				Scoring							
			fg-fga	pct	fg-fga	pct	ft-fta	pct	off	def	tot	avg	pf	fo	ast	to	blk	stl	pts	avg
2009-10	12-0	73/6.1	6-19	.316	5-12	.417	3-4	.750	0	7	7	0.6	7	0	5	8	0	2	20	1.7
TOTAL	12-0	73/6.1	6-19	.316	5-12	.417	3-4	.750	0	7	7	0.6	7	0	5	8	0	2	20	1.7

Schrader,Jesse

Season	gp-gs	min/avg	Total		3-Point		F-Throws		Rebounds				Scoring							
			fg-fga	pct	fg-fga	pct	ft-fta	pct	off	def	tot	avg	pf	fo	ast	to	blk	stl	pts	avg
2009-10	8-0	49/6.1	4-17	.235	4-17	.235	0-1	.000	0	5	5	0.6	7	0	3	0	0	1	12	1.5
TOTAL	8-0	49/6.1	4-17	.235	4-17	.235	0-1	.000	0	5	5	0.6	7	0	3	0	0	1	12	1.5

Scott,David

Season	gp-gs	min/avg	Total		3-Point		F-Throws		Rebounds				Scoring							
			fg-fga	pct	fg-fga	pct	ft-fta	pct	off	def	tot	avg	pf	fo	ast	to	blk	stl	pts	avg
2007-08	15-0	77/5.1	4-8	.500	0-0	.000	6-8	.750	5	9	14	0.9	12	0	2	7	1	0	14	0.9
2008-09	13-1	54/4.2	2-11	.182	0-0	.000	4-4	1.000	5	5	10	0.8	11	0	1	4	2	0	8	0.6
2009-10	15-1	81/5.4	3-5	.600	0-0	.000	7-8	.875	4	9	13	0.9	11	0	2	8	7	0	13	0.9
TOTAL	43-2	212/4.9	9-24	.375	0-0	.000	17-20	.850	14	23	37	0.9	34	0	5	19	10	0	35	0.8

Taylor,Matt

Season	gp-gs	min/avg	Total		3-Point		F-Throws		Rebounds				Scoring							
			fg-fga	pct	fg-fga	pct	ft-fta	pct	off	def	tot	avg	pf	fo	ast	to	blk	stl	pts	avg
2005-06	5-0	37/7.4	4-12	.333	2-9	.222	0-0	.000	1	2	3	0.6	4	0	2	1	0	2	10	2.0
2006-07	11-0	79/7.2	6-12	.500	3-8	.375	2-3	.667	1	10	11	1.0	6	0	5	5	0	2	17	1.5
2007-08	3-0	11/3.7	0-1	.000	0-1	.000	0-0	.000	0	0	0	0.0	1	0	0	0	0	0	0	0.0
2008-09	18-1	171/9.5	10-32	.313	6-22	.273	0-2	.000	5	8	13	0.7	14	0	12	12	0	9	26	1.4
2009-10	21-0	279/13.3	12-39	.308	6-25	.240	4-6	.667	9	19	28	1.3	23	1	19	17	2	8	34	1.6
TOTAL	58-1	577/9.9	32-96	.333	17-65	.262	6-11	.545	16	39	55	0.9	48	1	38	35	2	21	87	1.5

GAME - BY - GAME BOX SCORES

TEAM STATISTICS

Opponent	Date	Score		Total		3-Pointers		Free throws		Rebounds				pf	a	t/o	blk	stl	pts	avg
				fg-fga	pct	3fg-fga	pct	ft-fa	pct	off	def	tot	avg							
CULVER-STOCKTON (MO)	11/16/09	86-68	W	31-62	.500	10-25	.400	14-23	.609	14	25	39	39.0	18	20	14	4	13	86	86.0
at Western Illinois	11/18/09	59-71	L	24-67	.358	8-24	.333	3-8	.375	15	30	45	42.0	20	15	15	4	4	59	72.5
at Missouri-St. Louis	11-24-09	83-89	L	33-69	.478	7-23	.304	10-14	.714	12	24	36	40.0	24	15	12	3	4	83	76.0
QUINCY (ILL.)	11/28/09	61-94	L	23-63	.365	8-28	.286	7-8	.875	12	18	30	37.5	6	13	10	4	5	61	72.2
at Missouri Southern	12/2/09	55-84	L	20-62	.323	3-13	.231	12-19	.632	14	30	44	38.8	20	10	22	1	4	55	68.8
PITTSBURG STATE	12/05/09	77-63	W	24-53	.453	5-11	.455	24-34	.706	12	30	42	39.3	16	12	17	0	3	77	70.2
HANNIBAL-LAGRANGE	12/09/09	89-74	W	30-59	.508	8-19	.421	21-29	.724	8	25	33	38.4	16	15	7	2	5	89	72.9
at Washburn	12/12/09	66-87	L	24-50	.480	6-18	.333	12-16	.750	9	25	34	37.9	14	14	19	2	0	66	72.0
at Quincy (Ill.)	12/19/09	60-89	L	22-57	.386	10-25	.400	6-6	1.000	11	17	28	36.8	17	15	17	1	3	60	70.7
vs Central State	12/20/09	58-71	L	20-51	.392	3-12	.250	15-18	.833	6	27	33	36.4	16	8	17	2	5	58	69.4
at Emporia State	12/28/09	84-92	L	30-60	.500	11-26	.423	13-18	.722	8	23	31	35.9	23	19	15	4	4	84	70.7
SOUTHWEST BAPTIST	12/30/09	62-70	L	21-51	.412	4-16	.250	16-19	.842	12	32	44	36.6	16	11	16	4	0	62	70.0
FORT HAYS ST.	01/02/10	47-71	L	15-50	.300	6-19	.316	11-18	.611	10	22	32	36.2	19	7	18	2	3	47	68.2
NEB.-OMAHA	01/06/10	64-73	L	28-59	.475	4-15	.267	4-6	.667	5	27	32	35.9	17	16	11	2	2	64	67.9
at NW Missouri State	01/09/10	70-73	L	24-50	.480	7-12	.583	15-20	.750	7	24	31	35.6	21	15	12	1	1	70	68.1
at Missouri Western	01/13/10	68-71	L	25-51	.490	11-23	.478	7-8	.875	6	25	31	35.3	24	11	16	1	3	68	68.1
CENTRAL MISSOURI	01/20/10	60-75	L	26-54	.481	6-18	.333	2-2	1.000	8	23	31	35.1	13	10	16	2	3	60	67.6
MISSOURI SOUTHERN	01/23/10	69-79	L	19-46	.413	6-18	.333	25-35	.714	7	31	38	35.2	24	13	23	4	5	69	67.7
at Pittsburg State	01/27/10	62-58	W	22-53	.415	8-21	.381	10-13	.769	8	28	36	35.3	12	10	15	5	3	62	67.4
EMPORIA STATE	01/30/10	59-72	L	22-55	.400	2-13	.154	13-18	.722	8	23	31	35.0	18	8	10	5	5	59	66.9
WASHBURN	02/03/10	53-62	L	20-54	.370	8-21	.381	5-9	.556	9	23	32	34.9	20	11	10	2	3	53	66.3
Truman		1392		503-1176	.428	141-400	.353	245-341	.718	201	532	733	34.9	374	268	312	55	78	1392	66.3
Opponents		1586		581-1255	.463	121-329	.368	303-439	.690	214	526	740	35.2	335	265	203	58	180	1586	75.5

Games played: 21
Points/game: 66.3
FG Pct: 42.8
3FG Pct: 35.3
FT Pct: 71.8

Rebounds/game: 34.9
Assists/game: 12.8
Turnovers/game: 14.9
Assist/turnover ratio: 0.9
Steals/game: 3.7
Blocks/game: 2.6


GAME - BY - GAME COMPARISONS


Opponent	1st	2nd	Score	Mar	Total FG	FG Pct	3-Pointers	3FG Pct	Free Throws	FT Pct	Rebounds	Assist	T/Over	Block	Steal	Fouls
CULVER-STOCKTON (MO)	50/19	36/49	86-68	+18	31-62/26-61	.500/.426	10-25/10-27	.400/.370	14-23/6-12	.609/.500	39/38 +1	20/19	14/21	4/1	13/7	18/15
Western Illinois	26/35	33/36	59-71	(12)	24-67/26-62	.358/.419	8-24/2-13	.333/.154	3-8/17-25	.375/.680	45/41 +4	15/13	15/8	4/5	4/11	20/12
Missouri-St. Louis	37/40	46/49	83-89	(6)	33-69/31-60	.478/.517	7-23/8-19	.304/.421	10-14/19-32	.714/.594	36/41 (5)	15/14	12/11	3/3	4/8	24/15
QUINCY (ILL.)	28/42	33/52	61-94	(33)	23-63/38-69	.365/.551	8-28/13-22	.286/.591	7-8/5-8	.875/.625	30/41 (11)	13/25	10/7	4/3	5/9	6/10
Missouri Southern	26/30	29/54	55-84	(29)	20-62/29-66	.323/.439	3-13/3-18	.231/.167	12-19/23-26	.632/.885	44/43 +1	10/19	22/11	1/5	4/15	20/21
PITTSBURG STATE	30/34	47/29	77-63	+14	24-53/26-60	.453/.433	5-11/3-12	.455/.250	24-34/8-18	.706/.444	42/30 +12	12/13	17/15	0/4	3/5	16/25
HANNIBAL-LAGRANGE	34/32	55/42	89-74	+15	30-59/28-59	.508/.475	8-19/6-12	.421/.500	21-29/12-16	.724/.750	33/34 (1)	15/11	7/16	2/2	5/4	16/23
Washburn	22/45	44/42	66-87	(21)	24-50/34-70	.480/.486	6-18/12-28	.333/.429	12-16/7-13	.750/.538	34/33 +1	14/22	19/6	2/3	0/12	14/17
Quincy (Ill.)	28/45	32/44	60-89	(29)	22-57/34-59	.386/.576	10-25/9-20	.400/.450	6-6/12-15	.000/.800	28/33 (5)	15/12	17/8	1/7	3/8	17/12
Central State	31/33	27/38	58-71	(13)	20-51/28-57	.392/.491	3-12/4-10	.250/.400	15-18/11-20	.833/.550	33/35 (2)	8/8	17/10	2/4	5/10	16/15
Emporia State	27/48	57/44	84-92	(8)	30-60/33-63	.500/.524	11-26/7-19	.423/.368	13-18/19-28	.722/.679	31/33 (2)	19/18	15/10	4/0	4/9	23/19
SOUTHWEST BAPTIST	25/37	37/33	62-70	(8)	21-51/26-65	.412/.400	4-16/6-18	.250/.333	16-19/12-17	.842/.706	44/29 +15	11/12	16/1	4/5	0/5	16/15
FORT HAYS ST.	15/33	32/38	47-71	(24)	15-50/25-51	.300/.490	6-19/7-15	.316/.467	11-18/14-22	.611/.636	32/36 (6)	7/10	18/14	2/3	3/11	19/17
NEB.-OMAHA	35/38	29/35	64-73	(9)	28-59/27-60	.475/.450	4-15/2-11	.267/.182	4-6/17-24	.667/.708	32/38 (6)	16/6	11/8	2/2	2/6	17/11
NW Missouri State	28/30	42/43	70-73	(3)	24-50/22-52	.480/.423	7-12/3-15	.583/.200	15-20/26-31	.750/.839	31/31 -	15/6	12/6	1/2	1/8	21/19
Missouri Western	41/29	27/42	68-71	(3)	25-51/24-50	.490/.480	11-23/6-14	.478/.429	7-8/17-29	.875/.586	31/28 +3	11/11	16/10	1/2	3/4	24/11
CENTRAL MISSOURI	30/38	30/37	60-75	(15)	26-54/31-57	.481/.544	6-18/6-10	.333/.600	2-2/7-12	.000/.583	31/26 +5	10/11	16/7	2/1	3/9	13/10
MISSOURI SOUTHERN	35/35	34/44	69-79	(10)	19-46/27-66	.413/.409	6-18/2-9	.333/.222	25-35/23-31	.714/.742	38/36 +2	13/8	23/9	4/2	5/15	24/25
Pittsburg State	22/31	40/27	62-58	+4	22-53/23-59	.415/.390	8-21/3-9	.381/.333	10-13/9-13	.769/.692	36/33 +3	10/9	15/9	5/2	3/9	12/14
EMPORIA STATE	22/35	37/37	59-72	(13)	22-55/23-54	.400/.426	2-13/7-19	.154/.368	13-18/19-25	.722/.760	31/40 (9)	8/14	10/8	5/0	5/7	18/15
WASHBURN	25/23	28/39	53-62	(9)	20-54/20-55	.370/.364	8-21/2-9	.381/.222	5-9/20-22	.556/.909	32/41 (9)	11/4	10/8	2/2	3/8	20/14


Note: Game totals are displayed in the format TEAM/OPPONENT for each category


TRUMAN BULLDOG RADIO/TV QUICK FINDER


SHADED AREA DENOTES LAST GAME STARTER


4		Ethan Freeman F ♦ 6-6 ♦ 225 ♦ Jr.	Last Game: Led team with 11 points and nine rebounds in 33 min.	Career High: Pts: 20 vs. William Woods (11/15/08) Reb: 17 vs. SW Baptist (12/30/09) Ast: 6 vs. Neb.-Omaha (1/7/09)									
		<table border="1"> <thead> <tr> <th>Pts</th> <th>Reb</th> <th>Ast</th> <th>Stl</th> <th>Blk</th> <th>Min</th> </tr> </thead> <tbody> <tr> <td>9.2</td> <td>9.0</td> <td>2.3</td> <td>13</td> <td>7</td> <td>28.8</td> </tr> </tbody> </table>	Pts	Reb	Ast	Stl	Blk	Min	9.2	9.0	2.3	13	7
Pts	Reb	Ast	Stl	Blk	Min								
9.2	9.0	2.3	13	7	28.8								


5		Brian Nwelu F ♦ 6-4 ♦ 195 ♦ Jr.	Last Game: Had two assists in four minutes.	Career High: Pts: 17 vs. Quincy (12/20/08) Reb: 5 vs. Two Teams Ast: 3 vs. Neb.-Omaha (1/7/09)									
		<table border="1"> <thead> <tr> <th>Pts</th> <th>Reb</th> <th>Ast</th> <th>Stl</th> <th>Blk</th> <th>Min</th> </tr> </thead> <tbody> <tr> <td>2.1</td> <td>1.6</td> <td>0.5</td> <td>2</td> <td>3</td> <td>8.5</td> </tr> </tbody> </table>	Pts	Reb	Ast	Stl	Blk	Min	2.1	1.6	0.5	2	3
Pts	Reb	Ast	Stl	Blk	Min								
2.1	1.6	0.5	2	3	8.5								


12		Matt Patterson G ♦ 5-11 ♦ 165 ♦ Fr.	Last Game: Had a turnover in two minutes.	Career High: Pts: 6 vs. Culver (11/16/09) Reb: 1 vs. 4 Teams (QU; 12/19/09) Ast: 1 vs. 4 Teams (QU; 12/19/09)									
		<table border="1"> <thead> <tr> <th>Pts</th> <th>Reb</th> <th>Ast</th> <th>Stl</th> <th>Blk</th> <th>Min</th> </tr> </thead> <tbody> <tr> <td>1.7</td> <td>0.6</td> <td>0.4</td> <td>2</td> <td>0</td> <td>6.1</td> </tr> </tbody> </table>	Pts	Reb	Ast	Stl	Blk	Min	1.7	0.6	0.4	2	0
Pts	Reb	Ast	Stl	Blk	Min								
1.7	0.6	0.4	2	0	6.1								


15		Andrew James F ♦ 6-8 ♦ 235 ♦ Jr.	Last Game: Picked up a foul in two minutes.	Career High: Pts: 14 vs. Hannibal-LG (12/09/09) Reb: 6 vs. Hannibal-LG (12/09/09) Ast: 2 vs. WIU (11/18/09)									
		<table border="1"> <thead> <tr> <th>Pts</th> <th>Reb</th> <th>Ast</th> <th>Stl</th> <th>Blk</th> <th>Min</th> </tr> </thead> <tbody> <tr> <td>2.9</td> <td>2.0</td> <td>0.3</td> <td>3</td> <td>2</td> <td>9.6</td> </tr> </tbody> </table>	Pts	Reb	Ast	Stl	Blk	Min	2.9	2.0	0.3	3	2
Pts	Reb	Ast	Stl	Blk	Min								
2.9	2.0	0.3	3	2	9.6								


20		Matt Taylor G ♦ 6-1 ♦ 185 ♦ Sr.	Last Game: Had a rebound and an assists in 14 minutes.	Career High: Pts: 12 vs. Emporia St. (12/28/09) Reb: 4 vs. Culver (11/16/09) Ast: 5 vs. Emporia St. (12/28/09)									
		<table border="1"> <thead> <tr> <th>Pts</th> <th>Reb</th> <th>Ast</th> <th>Stl</th> <th>Blk</th> <th>Min</th> </tr> </thead> <tbody> <tr> <td>1.6</td> <td>1.3</td> <td>0.9</td> <td>8</td> <td>2</td> <td>13.3</td> </tr> </tbody> </table>	Pts	Reb	Ast	Stl	Blk	Min	1.6	1.3	0.9	8	2
Pts	Reb	Ast	Stl	Blk	Min								
1.6	1.3	0.9	8	2	13.3								


22		Tom Norton G ♦ 5-9 ♦ 170 ♦ Fr.	Last Game: Was 4-11 from the field for 11 points.	Career High: Pts: 20 vs. 2 Teams (MSSU; 1/23/10) Reb: 5 vs. Culver (11/16/09) Ast: 4 vs. 3 Teams (WU; 12/12/09)									
		<table border="1"> <thead> <tr> <th>Pts</th> <th>Reb</th> <th>Ast</th> <th>Stl</th> <th>Blk</th> <th>Min</th> </tr> </thead> <tbody> <tr> <td>10.9</td> <td>1.1</td> <td>2.3</td> <td>21</td> <td>3</td> <td>31.5</td> </tr> </tbody> </table>	Pts	Reb	Ast	Stl	Blk	Min	10.9	1.1	2.3	21	3
Pts	Reb	Ast	Stl	Blk	Min								
10.9	1.1	2.3	21	3	31.5								


24		Stefan Garrison G ♦ 6-4 ♦ 195 ♦ Jr.	Last Game: Lowest shot total in eight games (1-5) in 32 min.	Career High: Pts: 18 vs. Mo. Western (1/13/10) Reb: 8 vs. Pitt State (12/5/09) Ast: 3 vs. Three Teams									
		<table border="1"> <thead> <tr> <th>Pts</th> <th>Reb</th> <th>Ast</th> <th>Stl</th> <th>Blk</th> <th>Min</th> </tr> </thead> <tbody> <tr> <td>10.7</td> <td>3.0</td> <td>0.7</td> <td>8</td> <td>0</td> <td>30.8</td> </tr> </tbody> </table>	Pts	Reb	Ast	Stl	Blk	Min	10.7	3.0	0.7	8	0
Pts	Reb	Ast	Stl	Blk	Min								
10.7	3.0	0.7	8	0	30.8								

31		Alex Henderson G ♦ 6-0 ♦ 180 ♦ Jr.	Last Game: Scored 11 on three three-pointers in 36 min.	Career High: Pts: 19 vs. Mo.-St. Louis (11/22/08) Reb: 9 vs. MSSU (12/2/09) Ast: 7 vs. 2 Teams (NW; 1/9/10)									
		<table border="1"> <thead> <tr> <th>Pts</th> <th>Reb</th> <th>Ast</th> <th>Stl</th> <th>Blk</th> <th>Min</th> </tr> </thead> <tbody> <tr> <td>11.0</td> <td>3.6</td> <td>3.8</td> <td>14</td> <td>4</td> <td>32.4</td> </tr> </tbody> </table>	Pts	Reb	Ast	Stl	Blk	Min	11.0	3.6	3.8	14	4
Pts	Reb	Ast	Stl	Blk	Min								
11.0	3.6	3.8	14	4	32.4								

32		Jesse Schrader G ♦ 6-4 ♦ 190 ♦ R-Fr.	Last Game: Did not play.	Career High: Pts: 3 vs. 4 Teams (UCM; 1/20/10) Reb: 3 vs. Culver (11/16/09) Ast: 3 vs. Quincy (12/19/09)									
		<table border="1"> <thead> <tr> <th>Pts</th> <th>Reb</th> <th>Ast</th> <th>Stl</th> <th>Blk</th> <th>Min</th> </tr> </thead> <tbody> <tr> <td>1.5</td> <td>0.6</td> <td>0.4</td> <td>1</td> <td>0</td> <td>6.1</td> </tr> </tbody> </table>	Pts	Reb	Ast	Stl	Blk	Min	1.5	0.6	0.4	1	0
Pts	Reb	Ast	Stl	Blk	Min								
1.5	0.6	0.4	1	0	6.1								

33		Mark Misiewicz F ♦ 6-7 ♦ 215 ♦ Jr.	Last Game: Made a pair of three-pointers in 12 minutes.	Career High: Pts: 16 vs. 2 Teams (UMSL; 11/24/09) Reb: 7 vs. 2 Teams (UMSL; 11/24/09) Ast: 3 vs. 2 Teams (WIU; 11/18/09)									
		<table border="1"> <thead> <tr> <th>Pts</th> <th>Reb</th> <th>Ast</th> <th>Stl</th> <th>Blk</th> <th>Min</th> </tr> </thead> <tbody> <tr> <td>4.8</td> <td>2.5</td> <td>0.6</td> <td>3</td> <td>3</td> <td>13.1</td> </tr> </tbody> </table>	Pts	Reb	Ast	Stl	Blk	Min	4.8	2.5	0.6	3	3
Pts	Reb	Ast	Stl	Blk	Min								
4.8	2.5	0.6	3	3	13.1								

34		Vesko Filchev C ♦ 6-10 ♦ 280 ♦ So.	Last Game: Had 11 points and nine rebounds in 30 minutes.	Career High: Pts: 21 vs. UMSL (11/24/09) Reb: 13 vs. WIU (11/18/09) Ast: 5 vs. Pitt State (12/5/09)									
		<table border="1"> <thead> <tr> <th>Pts</th> <th>Reb</th> <th>Ast</th> <th>Stl</th> <th>Blk</th> <th>Min</th> </tr> </thead> <tbody> <tr> <td>11.5</td> <td>6.8</td> <td>1.0</td> <td>3</td> <td>24</td> <td>24.4</td> </tr> </tbody> </table>	Pts	Reb	Ast	Stl	Blk	Min	11.5	6.8	1.0	3	24
Pts	Reb	Ast	Stl	Blk	Min								
11.5	6.8	1.0	3	24	24.4								

51		David Scott C ♦ 7-0 ♦ 275 ♦ Jr.	Last Game: No stats in three minutes of action.	Career High: Pts: 7 vs. Mo. Southern (2/2/08) Reb: 5 vs. Cen. Christian (12/8/07) Ast: 2 vs. Cen. Christian (12/8/07)									
		<table border="1"> <thead> <tr> <th>Pts</th> <th>Reb</th> <th>Ast</th> <th>Stl</th> <th>Blk</th> <th>Min</th> </tr> </thead> <tbody> <tr> <td>0.9</td> <td>0.9</td> <td>0.1</td> <td>0</td> <td>7</td> <td>5.4</td> </tr> </tbody> </table>	Pts	Reb	Ast	Stl	Blk	Min	0.9	0.9	0.1	0	7
Pts	Reb	Ast	Stl	Blk	Min								
0.9	0.9	0.1	0	7	5.4								