




























BASKETBALL

WOMEN'S BASKETBALL GAME NOTES

2009-10 SCHEDULE

	Tues. Nov. 10@ Illinois State L 48-74 Exhibition
	Tues. Nov. 17Hannibal-LaGrange (Mo.) W 58-54
	Fri. Nov. 20@ Southwest Minnesota State W 71-59
	Sat. Nov. 21vs. Minnesota State-Moorhead L 55-76 (Marshall, Minn.)
	Tues. Nov. 24@ #19 Quincy (Ill.) L 67-69
	Sat. Nov. 28Lincoln (Mo.) W 70-62
	Wed. Dec. 2@ Missouri Southern L 65-79
	Sat. Dec. 5Pittsburg (Kan.) State W 75-63 (OT)
	Wed. Dec. 9Illinois-Springfield W 69-62
	Sat. Dec. 12@ #11 Washburn (Kan.) L 56-74
	Sat. Dec. 19@ Maryville (Mo.) W 56-31
	Mon. Dec. 28@ #9 Emporia (Kan.) State L 55-75
	Wed. Dec. 30Southwest Baptist (Mo.) L 73-77
	Sat. Jan. 2Fort Hays (Kan.) State L 60-67
	Wed. Jan. 6Nebraska-Omaha L 44-58
	Sat. Jan. 9@ Northwest Missouri L 65-68
	Wed. Jan. 13@ Missouri Western L 59-65
	Wed. Jan. 20Central Missouri L 33-60
	Sat. Jan. 23Missouri Southern W 64-57
	Wed. Jan. 27@ Pittsburg (Kan.) State L 63-83
	Sat. Jan. 30#5 Emporia (Kan.) State L 60-76
	Wed. Feb. 3#13 Washburn (Kan.) L 38-50
	Sat. Feb. 6Southwest Baptist (Mo.) 1:30 PM (Bolivar, Mo.)
	Thurs. Feb. 11@ Fort Hays (Kan.) State 5:30 PM (Hays, Kan.)
	Sat. Feb. 13@ Nebraska-Omaha 1:30 PM (Omaha, Neb.)
	Wed. Feb. 17Northwest Missouri 5:30 PM (Pershing Arena)
	Sat. Feb. 20Missouri Western 5:30 PM (Pershing Arena)
	Sat. Feb. 27@ Central Missouri 1:30 PM (Warrensburg, Mo.)
	Thu.-Sun. Mar. 4-7 ..MIAA Postseason Tournament Municipal Auditorium - Kansas City, Mo.

GAME 22 ♦ SATURDAY, FEB. 6, 2010

TRUMAN STATE UNIVERSITY

"BULLDOGS"



2009-10 Record:.....7-14
MIAA Record:.....2-12
Last Seven Games:.....1-6

SOUTHWEST BAPTIST

"BEARCATS"



2009-10 Record:.....5-15
MIAA Record:.....3-10
Last Seven Games:.....2-5

John Q. Hammons
Court

Bolivar, Mo.
1:30 P.M.



MEDIA INFORMATION

Radio:.....104.7 FM KRES (Moberly, Mo.); Brad Boyer (PBP), Hank Janssen, Tyler Madsen
Audio Webcast:.....www.centralmoinfo.com (then click on "Live Sports Broadcasts" in upper left)
Video Webcast:.....Pay-per-View stream available through B2 Networks (http://b2tv.com).
Live Stats:.....http://www.sidearmstats.com/sbuniv/wball/index.htm

PROJECTED STARTING LINEUPS

#	NAME	POS	HT	PPG	RPG	APG	#	NAME	POS	HT	PPG	RPG	APG
3	Amy Galey	Jr, G	5-6	7.1	4.0	4.3	4	Courtney Heady	Jr, G	5-7	11.2	2.8	1.8
4	Sarah Seberger	Sr, F	6-0	6.6	4.8	0.9*	12	Jasmine Sanford	Jr, F	5-10	6.3	5.0	1.2
21	Megan Sharpe	Fr, F	5-11	2.9	3.0	0.6	20	Kourtnei Williams	Fr, F	5-11	4.1	1.6	0.1
22	Becka McHenry	Fr, G	5-7	5.6	2.9	2.1	32	Rachel Graves	Sr, G	5-9	13.0	3.2	3.1
42	Breanna Daniels	So, F	5-9	12.1	4.1	1.0	34	Ashleigh Gallio	Jr, G	5-8	9.5	3.2	3.9

*blocks per game

WOMEN PACK BAGS TO START SEASON'S LONGEST ROAD TRIP

With just six games remaining in the 2009-2010 regular season, the Truman women's basketball team (7-14, 2-12 MIAA) is set to embark on its most important road trip of the season – a three-game, three-state stretch that kicks off Saturday afternoon at Southwest Baptist (Mo.) University (5-15, 3-10) in Bolivar, Mo., at 1:30 p.m.

Truman will be playing its first non-ranked opponent for the first time in three games, as the Bulldogs hosted the MIAA's two top-15 teams in each of the past two contests. A strong defensive effort on Wednesday night was one-upped by the 13th-ranked Washburn Lady Blues, as Truman came up short in a 50-38 offensive struggle for both teams.

The Bulldogs had Washburn on the ropes, trailing by just a bucket with 4:49 to play in the game, but an 11-1 run encompassing the rest of the game by the visiting Lady Blues silenced any whisperings of a Bulldog upset. Sophomore Breanna Daniels put together her seventh straight 10+ point performance, leading the Dogs with 11.

On the season, Daniels is the team's leading scorer at 12.1 points per game, while senior Sarah Seberger (4.8 rebounds) and junior Amy Galey (4.3 assists) sit atop their respective team categories.

Earlier this season, the Bulldogs and SBU Bearcats engaged in a shootout in Pershing Arena, with SBU coming out on top, 77-73. The game saw 15 lead changes, 24 combined made three-pointers and both teams shooting at or above 50% up until the final possession. Daniels again led the Bulldogs, this time with 21 points, while three other players added double-figures.

The win marked the first conference win of the season for SBU, and the Bearcats remained with one MIAA victory until this past week. The squad is currently on a two-game win streak, winning by five at home against Missouri Southern last Saturday before blasting Pittsburg State on the road Wednesday night by 20.

SBU continues to live and die by the long ball, as the Bearcats have attempted 49% of their field

CONTACT INFORMATION

Tyler Madsen
Assistant Media Relations Director
Women's Basketball Contact
Truman Athletics Media Relations
100 E. Normal
Kirksville, Mo. 63501
Office: 660-785-7778; Cell: 217-201-1699

HOW DO YOU SAY...?

Sarah Seberger.....Sarah SEE-burger
Julie Guinn.....Julie GWINN
Malorie Kiecker.....Malorie KEE-ker
Laura Joya.....Laura HOYA
Taira Roth.....TARA Roth

HEAD COACH MICHAEL SMITH



Michael Smith begins his second season as the Truman women's basketball head coach in 2009 after being named the ninth head coach of the Truman women's basketball program in April of 2008. Smith previously served as an assistant coach at the University of Arkansas-Little Rock as well as a head coach at Moberly Area Community College.

In his first season at Truman, the Bulldogs went 8-19 and tied for eighth in the MIAA. The squad won

four of their final six games and lost a standings tie-breaker for the right to compete in the conference's post-season tournament.

Smith graduated from Central Methodist University and began his coaching career as a graduate assistant at Northwest Missouri State University in 1996. Upon completion of his master's degree in 1998, Smith was hired as an assistant coach at Angelo State University (San Angelo, Texas).

After a successful four seasons at ASU which ended with back-to-back Lone Star Conference South Division Championships, a conference tournament title and an NCAA tournament berth in 2002, Smith was then named head coach at Moberly (Mo.) Area Community College. In his first head coaching job, Smith guided the Lady Greyhounds to a 102-34 record over the next four seasons.

During his tenure at MACC, the Lady Greyhounds were ranked nationally in the Top 25 poll 27 times between 2003 and 2006 and peaked as high as number two in the 2005-2006 preseason ranking. The Lady Greyhounds made consecutive NJCAA National Tournament appearances for the first time in 15 years and won the consolation championship at the tournament in 2005.

Personally, Smith was named Region XVI and District L Coach of the Year twice while at MACC.

Prior to his tenure beginning at Truman, Smith served as an assistant coach and recruiting coordinator at Division I University of Arkansas-Little Rock.

In his first year, the Trojans went 21-10, which was a school record in wins, and had the third best scoring defense in Division I – holding opponents to just under 53 points a game. Then, in 2007-08, the Trojans set another school record with 23 wins and captured the school's first Sun Belt Conference West Division championship. They received a bid to the WNIT tournament and finished with again the third best scoring defense in Division I at 52.0 ppg.

Smith and his wife Melanie live in Kirksville with their two sons, Cooper and Devin.

ALL-TIME TRUMAN COACHES

Coach	Years	Won	Lost	Pct.
Kathy Austin (1972-74)	2	12	11	.521
Pam Wood (1974-1976)	2	13	14	.481
Mary Jo Murray (1976-1983)	7	100	80	.556
Tarry Parrish (1983-1989)	6	44	115	.277
Lois Heeren (1989-1992)	3	31	48	.392
Jan Conner (1992-1995)	3	19	58	.247
Karin Nicholls (1995-2000)	5	71	64	.526
John Sloop (2000-2008)	8	87	131	.399
Michael Smith (2008-Present)	2	15	33	.313
Totals	38	392	554	.414
MIAA	28	124	322	.278

goals from beyond the arc. In three of the five team wins this season, SBU has connected for at least ten three-pointers, including 14 against the Bulldogs earlier this season and 15 against PSU on Wednesday.

Truman is shooting 40% as a team on the season and remains the conference's top free-throw shooting team at 76%. The 'Dogs are 2-7 on the road this season, while SBU is 2-9 at home, including a 1-6 mark in conference play.

Series Info:

Southwest Baptist leads the all-time series, 30-12, though the series has been balanced as of late with the Bulldogs winning five of the past 12 meetings dating back through the 2004-2005 season. There has not been a season-sweep in the series since the 2003-2004 season when the Bearcats accomplished the task.

The two teams have played 20 times in Bolivar, with SBU compiling a 14-6 record. Truman has won two of the past five seasons at SBU, both by double-digits.

Meet the Coaches:

Michael Smith is in his second season as the head coach of the Bulldog basketball program following stints at Arkansas-Little Rock (assistant coach), Moberly Area Community College (head coach) and Angelo State (assistant coach). As a head coach at the Div. II level, he has a 15-33 career record (all accumulated at Truman) and is 117-67 in his fifth season overall as a head coach.

He is assisted by Taira Roth, who is also in her second season at Truman after spending one season at Lake Superior (Mich.) State as an assistant. Roth is no stranger to the MIAA, as she played at Missouri Western from 2001-2004 and was a graduate assistant at Central Missouri from 2004-2006.

J.C. Carter is in his second season at the helm of the Southwest Baptist program and has compiled a 13-35 record.

Smith is 1-2 all-time against SBU, while Carter is 2-1 all-time against Truman.

MIAA Tourney Outlook:

With just six games left on the docket in the 2010 regular season, the Bulldog hopes of reaching Kansas City continue to dwindle, as the elimination number has reached four. The elimination number is computed by adding the number of wins by the current 8th-seed and number of losses by Truman needed before it is mathematically impossible for the 'Dogs to qualify for the MIAA post-season tournament. The tournament will once again be held at Kansas City's historic Municipal Auditorium on March 4th-7th.

Missouri Southern continues to hold on to the eighth and final spot with a 5-8 conference mark, while Nebraska-Omaha sits one spot ahead of them at 6-7 in MIAA play. Currently on the outside looking in are Missouri Western (5-9), SBU (3-10) and Truman (2-12).

The Bulldogs have games remaining with MWSU, SBU and UNO from that mix, as well as Fort Hays State (3rd; 8-5), Central Missouri (t-4th; 8-6) and Northwest Missouri (6th; 7-7). Truman is finished with the top two teams, Emporia State (12-2) and Washburn (11-3), as well as Pittsburg State (t-4th; 8-6) and MSSU.

Truman missed the tournament last season as well after reaching the semifinals as the No. 7 seed in 2008.

A Look at the Last Seven:

Truman is 1-6, averaging 54.6 points per game while giving up 65.6 points per game defensively.

Sophomore forward Breanna Daniels has been the top offensive threat, averaging 12.6 points per game on 41% shooting. She has hit 13 three-pointers and also added 4.1 rebounds per game in the stretch.

As a team, the Bulldogs are shooting 36% from the field and 33% from long-range. Their opponents

are connecting at a 43% clip overall and 43% from deep.

Truman has hit 81-of-106 (76%) free throws and has been better than its opposition, who is at 69.7%.

Manning the Boards:

This season, Truman is 0-12 when losing the rebounding battle and was out-rebounded by SBU, 34-23, in the earlier meeting between the two teams.

On the year, the Bulldogs are being out-rebounded by just two per game, while SBU's spread-attack leaves them more vulnerable on the glass, as the Bearcats have a -7.0 rebounding margin.

Returner Success vs. SBU:

Two returners – sophomore Breanna Daniels and senior Laura Joya – have had significant success against the Bearcats, as Daniels is averaging 19.0 points per game against SBU while shooting 56% from the field with five three-pointers, while Joya is also averaging double-figures at 11.3 points in six career games. She has also blistered the Bearcats from the field, connecting at a 58% clip.

The five returners on the squad from last year's team have combined to average nearly 45 points per game and 17 rebounds per game against the Bearcats for their careers.

Career Marks on the Horizon:

- Sophomore Breanna Daniels needs just 12 more points to reach 500 and 16 more rebounds to reach 200.

- Senior Laura Joya needs 26 more points to reach 750 and five more games played to reach 100.

- Junior Malorie Kiecker needs 27 more points to reach 500 and 10 more rebounds to reach 200.

Starting Lineup stalwarts:

Junior guard Amy Galey and sophomore Breanna Daniels are the only two players to have started in all 21 games this season.

Daniels has now started in 36 games as Bulldog, second-most among active players.

Galey Doing It All From The Point:

Junior Amy Galey continues to serve the 'Dogs in all facets of the game, leading both the team and ranking second in the MIAA in assists with 4.3 per game. She also is second on the squad in minutes played (30.0) and ranks third in both scoring (7.1) and rebounding (4.0). In addition, her 4.4 rebounds per game in conference play gives her the highest average on the squad.

She has had six games this season with six or more assists, including nearly becoming the first Bulldog to record 10 assists in a contest since 1998 when she distributed nine against Pittsburg State on Dec. 2. She holds three of the five highest assist marks recorded last decade for the program and is giving out 4.5 helpers per game in conference-only action.

The 5-foot-6 guard transferred to Truman this season after playing two seasons at Highland CC where she was a third-team all-American and a two-time all-conference pick. She is from Excelsior Springs, Mo., and attended Excelsior Springs HS.

Knocking Down the Freebies:

The Bulldogs continue to assume the role of the conference's top free throw shooting team at 76.1% (232-for-305) on the season.

The Bulldogs are 152-for-196 (77.6%) in conference-only affairs and sit just .07 back of Fort Hays State for the top mark in MIAA-only play.

Up Next:

Truman continues its three-game, three-state road trip with its longest trek of the season, as the Bulldogs head to Hays, Kan., to take on Fort Hays State on Thursday, Feb. 11 before swinging through Omaha, Neb., on the way home to battle Nebraska-Omaha on Saturday, Feb. 13.

BASKETBALL HISTORY

First Year of Basketball: 1972
Last NCAA Postseason Appearance: 1999
Last MIAA Postseason Appearance: 2008
MIAA Regular Season Championships: 0
MIAA Tournament Championships: 0
2 MAIAW Championships:
 1978-79 & 1981-82

TRUMAN STATE UNIVERSITY

Location: Kirksville, Mo.
Founded: 1867
Enrollment: 5,800
Nickname: Bulldogs
Colors: Purple and White
Arena/Capacity: Pershing Arena/2,400
Conference: Mid-America Intercollegiate Athletics Association (NCAA Div. II)
Interim President: Dr. Darrell Krueger
Director of Athletics: Jerry Wollmering
Ticket Information: (660) 785-4236

2009-10 STATISTICS

RECORD:	OVERALL	HOME	AWAY	NEUTRAL
ALL GAMES	7-14	5-6	2-7	0-1
CONFERENCE	2-12	2-6	0-6	0-0
NON-CONFERENCE	5-2	3-0	2-1	0-1

#	Player	gp-gs	min	Total			3-Point		F-Throw		Rebounds					pts	avg					
				avg	fg-fga	fg%	3fg-fga	3fg%	ft-fa	ft%	off	def	tot	avg	pf			dq	a	to	blk	stl
42	Daniels,Breanna	21-21	634	30.2	97-235	.413	30-83	.361	31-42	.738	16	71	87	4.1	33	0	21	49	4	20	255	12.1
31	Joya,Laura	21-13	564	26.9	90-210	.429	19-51	.373	36-40	.900	24	49	73	3.5	27	0	22	35	5	26	235	11.2
03	Galey,Amy	21-21	629	30.0	47-131	.359	8-25	.320	47-63	.746	16	69	85	4.0	32	0	91	65	1	20	149	7.1
04	Seberger,Sarah	21-15	462	22.0	51-109	.468	0-0	.000	36-45	.800	37	63	100	4.8	47	1	12	22	19	8	138	6.6
22	McHenry,Becka	21-10	447	21.3	44-137	.321	3-11	.273	26-32	.813	8	52	60	2.9	17	0	45	45	0	9	117	5.6
15	Conway,Jennifer	21-6	348	16.6	33-83	.398	0-0	.000	19-29	.655	20	50	70	3.3	42	1	7	21	20	4	85	4.0
25	Dorman,Jenny	21-6	307	14.6	33-72	.458	12-29	.414	6-7	.857	7	21	28	1.3	13	0	7	10	1	9	84	4.0
24	Kiecker,Malorie	11-4	145	13.2	14-39	.359	10-24	.417	4-6	.667	3	12	15	1.4	15	0	9	17	1	2	42	3.8
13	Guinn,Julie	20-3	317	15.9	22-62	.355	7-21	.333	12-17	.706	8	32	40	2.0	22	0	13	22	0	11	63	3.2
21	Sharpe,Megan	13-5	214	16.5	15-37	.405	0-0	.000	8-15	.533	17	22	39	3.0	23	0	7	14	5	12	38	2.9
02	Hunt,Cassie	16-0	92	5.8	17-41	.415	0-0	.000	7-9	.778	13	17	30	1.9	12	0	2	11	5	3	41	2.6
32	Nissen,Kristen	12-1	66	5.5	4-13	.308	1-3	.333	0-0	.000	1	2	3	0.3	5	0	2	0	1	1	9	0.8
Team											42	57	99					10				
Total.....		21	4225		467-1169	.399	90-247	.364	232-305	.761	212	517	729	34.7	288	2	238	321	62	125	1256	59.8
Opponents.....		21	4225		512-1232	.416	127-353	.360	214-318	.673	251	517	768	36.6	321	-	269	292	79	165	1365	65.0

Score by Periods	1st	2nd	OT	Totals
Truman State University	598	646	12	1256
Opponents	638	727	0	1365

2009-10 CONFERENCE-ONLY STATISTICS

RECORD:	OVERALL	HOME	AWAY	NEUTRAL
ALL GAMES	2-12	2-6	0-6	0-0
CONFERENCE	2-12	2-6	0-6	0-0
NON-CONFERENCE	0-0	0-0	0-0	0-0

#	Player	gp-gs	min	Total			3-Point		F-Throw		Rebounds					pts	avg					
				avg	fg-fga	fg%	3fg-fga	3fg%	ft-fa	ft%	off	def	tot	avg	pf			dq	a	to	blk	stl
42	Daniels,Breanna	14-14	423	30.2	66-160	.413	21-59	.356	19-25	.760	10	41	51	3.6	24	0	12	38	2	11	172	12.3
31	Joya,Laura	14-6	358	25.6	49-127	.386	8-30	.267	24-25	.960	17	29	46	3.3	21	0	11	22	3	11	130	9.3
04	Seberger,Sarah	14-8	291	20.8	36-74	.486	0-0	.000	20-26	.769	28	30	58	4.1	29	1	6	14	9	4	92	6.6
03	Galey,Amy	14-14	427	30.5	26-87	.299	6-16	.375	29-40	.725	8	54	62	4.4	23	0	63	38	1	13	87	6.2
22	McHenry,Becka	14-9	311	22.2	31-99	.313	2-7	.286	17-21	.810	4	30	34	2.4	12	0	27	29	0	6	81	5.8
25	Dorman,Jenny	14-6	228	16.3	26-55	.473	9-21	.429	6-7	.857	3	14	17	1.2	10	0	5	7	1	7	67	4.8
15	Conway,Jennifer	14-6	229	16.4	19-50	.380	0-0	.000	15-19	.789	11	33	44	3.1	30	1	7	11	13	2	53	3.8
24	Kiecker,Malorie	7-0	75	10.7	8-21	.381	5-11	.455	3-4	.750	2	6	8	1.1	8	0	3	8	0	0	24	3.4
21	Sharpe,Megan	10-4	177	17.7	13-30	.433	0-0	.000	6-10	.600	11	16	27	2.7	19	0	4	8	4	11	32	3.2
13	Guinn,Julie	13-2	210	16.2	14-41	.341	5-14	.357	7-12	.583	3	16	19	1.5	10	0	5	13	0	5	40	3.1
02	Hunt,Cassie	11-0	59	5.4	12-25	.480	0-0	.000	6-7	.857	11	10	21	1.9	9	0	1	7	2	1	30	2.7
32	Nissen,Kristen	7-1	37	5.3	1-6	.167	0-2	.000	0-0	.000	1	1	2	0.3	0	0	1	0	0	1	2	0.3
Team											28	36	64					7				
Total.....		14	2825		301-775	.388	56-160	.350	152-196	.776	137	316	453	32.4	195	2	145	202	35	72	810	57.9
Opponents.....		14	2825		355-791	.449	96-235	.409	146-217	.673	150	352	502	35.9	214	-	195	187	61	105	952	68.0

Score by Periods	1st	2nd	OT	Totals
Truman State University	389	409	12	810
Opponents	437	515	0	952

THE LAST TIME OUT:

Wed., February 3, 2010
Pershing Arena; Kirksville, Mo.



50



38

The Truman State University women's basketball squad had 13th-ranked Washburn on the ropes, trailing by just a bucket with 4:49 to play in the game, but an 11-1 run encompassing the rest of the game by the visiting Lady Blues silenced any whisperings of a Bulldog upset, as Truman fell 50-38 in Pershing Arena on Wednesday evening. Sophomore Breanna Daniels logged 36 minutes and scored a team-high 11 points.

Daniels' points came for a Bulldog (7-14, 2-12 MIAA) bunch that was held to just 33% (15-for-46) from the floor, including a 7-for-23 (30%) mark in the second half. The 15 field goals made were the second-fewest on the season by the 'Dogs, as were the four made free throws - which came on just six attempts.

But the Bulldogs were stellar defensively throughout much of the night in holding the Lady Blues (17-3, 11-3 MIAA) to a mere 35% (20-for-58) themselves, including a 2-for-14 (14%) effort from three-point range. It was the lowest point total by a Truman conference opponent this season and fewest points allowed in a loss this season by the 'Dogs.

The final outcome was in question throughout the night until the waning minutes, as neither team built up a lead greater than nine at any point. Washburn built up that nine-point edge on Stevi Schultz's three-pointer with 2:04 to play in the opening half and went into the intermission with a six-point lead. But the Bulldogs recovered quickly out of the gate in the second frame, cutting the deficit to just one, 30-29, with 15:31 remaining.

From there, Truman pulled to within two points three more times but could never break even before Washburn pulled away late.

Freshman Becca McHenry added seven points, and freshman Jennifer Conway chipped in six points and three rebounds off the bench. Junior Amy Galey dished out a team-high five assists and plucked away two steals.

Dayna Rodriguez led Washburn with 22 points and 13 rebounds, adding two blocks and three steals to her well-balanced night.

Official Basketball Box Score -- Game Totals -- Final Statistics Washburn vs Truman State University 02/03/10 5:30 p.m. at Kirksville, Mo. (Pershing Arena)

Washburn 50 • 17-3 (11-3 MIAA)

##	Player	Total		3-Ptr		Rebounds		PF	TP	A	TO	Blk	Stl	Min	
		FG	FGA	FG	FGA	FT	FTA								Off
40	Rodriguez, Dayna	f	9-18	0-0	4-6	5	8	13	1	22	1	2	2	3	35
03	Ulsaker, Brette	g	4-9	1-2	1-2	1	2	3	1	10	4	1	0	2	37
31	Hammond, Rose	g	4-7	0-0	0-1	5	5	10	2	8	6	2	0	3	33
32	Fessenden, Amanda	g	0-3	0-1	0-0	2	1	3	2	0	1	1	0	0	17
33	Gregory, Hope	g	0-2	0-0	0-0	1	4	5	3	0	0	1	0	0	16
01	Workman, Chasity	g	1-3	0-0	0-0	1	0	1	1	2	0	1	0	0	5
05	Kinderknecht, Laura	g	0-1	0-1	0-0	0	0	0	1	0	1	0	0	0	7
14	Mullen, Alyssa	g	0-1	0-1	1-4	1	1	2	1	1	0	0	0	0	24
21	Lombardino, Cassie	g	1-3	0-0	0-0	1	0	1	2	2	0	0	0	0	5
25	Schultz, Stevi	g	1-11	1-9	2-2	0	0	0	0	5	0	0	1	1	21
	Team					1	4	5							
	Totals		20-58	2-14	8-15	18	25	43	14	50	13	8	3	12	200

FG % 1st Half:	11-27	40.7%	2nd half:	9-31	29.0%	Game:	20-58	34.5%	Deadball Rebounds:	4
3FG % 1st Half:	1-8	12.5%	2nd half:	1-6	16.7%	Game:	2-14	14.3%		
FT % 1st Half:	5-10	50.0%	2nd half:	3-5	60.0%	Game:	8-15	53.3%		

Truman State University 38 • 7-14 (2-12 MIAA)

##	Player	Total		3-Ptr		Rebounds		PF	TP	A	TO	Blk	Stl	Min	
		FG	FGA	FG	FGA	FT	FTA								Off
04	Seberger, Sarah	f	1-8	0-0	1-2	0	6	6	3	3	0	0	1	0	26
21	Sharpe, Megan	f	2-6	0-0	0-0	2	3	5	3	4	1	2	1	0	25
03	Galey, Amy	g	2-5	0-0	0-0	1	1	0	1	4	5	3	0	2	34
22	McHenry, Becca	g	3-10	1-1	0-1	0	3	3	1	7	1	6	0	0	33
42	Daniels, Breanna	g	4-11	2-8	1-1	0	3	3	2	11	1	3	0	0	36
02	Hunt, Cassie	g	0-0	0-0	0-0	0	1	1	0	0	0	0	0	0	6
13	Guinn, Julie	g	0-0	0-0	0-0	0	0	0	0	1	0	0	0	0	3
15	Conway, Jennifer	g	2-2	0-0	2-2	2	1	3	4	6	0	0	1	0	8
24	Kiecker, Malorie	g	1-1	1-1	0-0	1	0	1	1	3	0	1	0	0	10
25	Dorman, Jenny	g	0-0	0-0	0-0	0	0	0	0	0	0	0	0	0	3
31	Joya, Laura	g	0-3	0-2	0-0	0	0	0	0	0	0	0	0	0	16
	Team					3	4	7			1				
	Totals		15-46	4-12	4-6	8	22	30	15	38	8	16	3	3	200

FG % 1st Half:	8-23	34.8%	2nd half:	7-23	30.4%	Game:	15-46	32.6%	Deadball Rebounds:	0.1
3FG % 1st Half:	3-7	42.9%	2nd half:	1-5	20.0%	Game:	4-12	33.3%		
FT % 1st Half:	3-4	75.0%	2nd half:	1-2	50.0%	Game:	4-6	66.7%		

Officials: Mark Wallace, Larry Hare, Bob Ruhl
Technical fouls: Washburn-None. Truman State University-None.
Attendance: 323
Washburn is ranked No. 13 in the WBCA top-25 Coaches' Poll

Score by periods	1st	2nd	Total
Washburn	28	22	50
Truman State University	22	16	38

Last FG - WU 2nd-01:28, TSU 2nd-05:05.	Score tied - 5 times.
Largest lead - WU by 12 2nd-01:28, TSU by 3 1st-09:55.	Lead changed - 12 times.

MATCH-UP



SW Baptist

65.2 (7th)
11th (11th)
-7.7 (10th)
40.2% (6th)
11th% (11th)
34.0% (5th)
9.5 (1st)
37.1% (11th)
68.0% (8th)
29.8 (11th)
36.8 (6th)
-7.0 (11th)
13.5 (4th)
+0.1 (7th)
0.9 (3rd)
6.7 (10th)
1.8 (11th)
9.6 (11th)
20.3 (11th)

Category

Truman
59.8 ((11th)
Scoring Defense 65.0 (7th)
Scoring Margin -5.2 (9th)
Field Goal Pct. 39.9% (7th)
FG Pct. Def. 41.6% (10th)
3-Pt FG Pct. 36.4% (1st)
3-Pt FG Made 4.3 (10th)
3-Pt FG Pct. Def. 36.0% (10th)
Free Throw Pct. 76.1% (1st)
Rebounding Offense 34.7 (10th)
Rebounding Defense 36.6 (5th)
Rebounding Margin -1.9 (8th)
Assists/Game 11.3 (11th)
Turnover Margin -1.4 (9th)
Assist/Turn Ratio 0.7 (t-7th)
Steals/Game 6.0 (11th)
Blocks/Game 3.0 (t-5th)
Offensive Rebounds 10.1 (9th)
Defensive Rebounds 24.6 (9th)

2009-10 Statistics

BULLDOG LEADERS

Points:Breanna Daniels (12.1)
Rebounds:Sarah Seberger (4.8)
Assists:Amy Galey (4.3)
BlocksJennifer Conway (20 total)
StealsLaura Joya (1.3)

BEARCAT LEADERS

Points:Rachel Graves (13.0)
Rebounds:Jasmine Sanford (5.0)
Assists:Ashleigh Gallio (3.9)
BlocksJasmine Sanford (7 total)
StealsRachel Graves (1.4)

ALL-TIME SERIES SCORES

Year	Kirksville	Bolivar	Neutral
2010	SBU 77-73		
2009	TSU 87-80	SBU 63-60	
2008	TSU 83-71	SBU 87-82	SBU 70-65*
2007	SBU 66-53	TSU 77-66	
2006	TSU 68-61	SBU 79-60	
2005	SBU 67-64	TSU 66-54	
2004	SBU 73-71	SBU 69-55	
2003	SBU 78-59	SBU 69-57	
2002	SBU 77-74#	SBU 64-61	
2001	SBU 76-65	SBU 91-59	
2000	SBU 71-62	SBU 66-56	
	TSU 77-70		
	SBU 76-56		
1999			
1998		SBU 71-70	
1997	SBU 78-67	SBU 83-66	
1996	SBU 77-59	SBU 78-51	
1995	TSU 90-89#		
1994		TSU 94-87#	
1993		SBU 85-57	
1992	SBU 98-62		
1991		TSU 58-56	
1990	SBU 83-75		
1989	SBU 65-52	SBU 70-60	
1988	SBU 79-67	TSU 66-62	
1987	TSU 73-70	SBU 62-51	
1978		TSU 97-50	

Totals SBU, 15-6 SBU, 14-6 SBU 1-0
SBU leads all-time series, 30-12

Current Streak: SBU Won-1
Longest Truman Win Streak: Won-2
*** - MIAA Tournament**
- Overtime

THE LAST TIME:

Team	
Scored 100 Points.....	Nov. 15, 2007 vs. Central Christian (102-20)
Allowed 100 Points.....	Jan. 22, 2000 @ Emporia State (108-72)
Overtime Game.....	Dec. 5, 2009 vs. Pittsburg State (W 75-63)
Double OT Game.....	Nov. 15, 2008 vs. Cameron (Okla.) (L 77-76)
Triple OT Game.....	Never
Overtime Record.....	17-16 (won two straight)
Beat Ranked Team.....	March 6, 2008 vs. Emporia State (W 77-70 in KC)
Individual	
Had a 40 Pt Scorer.....	46, Amy Eagan vs. Southern Indiana (Dec. 21, 1998)
Had a 30 Pt Scorer.....	34, Georgia Mueller vs. Pittsburg State (March 1, 2008)
Had 30 Rebounds.....	Never
Had 20 Rebounds.....	22, Georgia Mueller vs. SW Baptist (Jan. 26, 2008)
Had 10 Assists or more.....	10, Amy Eagan vs. Morningside (Dec. 1, 1998)
Triple Double.....	Amy Eagan vs. Morningside (Dec. 1, 1998) 18p, 10r, 10a
Current Streaks (Overall):	
In Pershing Arena.....	L-2 (Last win was Jan. 23, 2010 vs. Missouri Southern)
On The Road.....	L-4 (Last win was Dec. 19, 2009 at Maryville (Mo.))
Neutral Site.....	L-2 (Last win was March 6, 2008 vs. Emporia State)
Current Streaks (MIAA):	
In Pershing Arena.....	L-2 (Last win was Jan. 23, 2010 vs. Missouri Southern)
On The Road.....	L-6 (Last win was Feb. 21, 2009 at Missouri Western)

EARLIER THIS SEASON VS. SOUTHWEST BAPTIST

Dec. 30, 2009 - Kirksville, Mo.
Southwest Baptist 77, Truman 73

Official Basketball Box Score -- Game Totals -- Final Statistics Southwest Baptist vs Truman State University 12/30/09 5:30 p.m. at Kirksville, Mo. (Pershing Arena)

Southwest Baptist 77 • 3-8 (1-3 MIAA)

##	Player	Pos	Total			Rebounds			PF	TP	A	TO	Blk	Stl	Min		
			FG	FGA	FT	FTA	Off	Def								Tot	
12	Sanford, Jasmine	f	2-5	0-0	2-2	0	4	4	2	6	2	0	1	0	22		
42	Gilreath, Mia	f	2-7	2-6	0-0	1	2	3	1	6	4	2	0	0	24		
54	Frazier, Abbey	c	3-3	0-0	0-0	2	2	4	1	6	0	1	0	1	16		
32	Graves, Rachel	g	6-8	4-5	1-3	0	2	2	1	17	4	5	0	1	31		
34	Gallo, Ashleigh	g	1-3	1-3	1-2	0	3	3	2	4	7	3	1	0	31		
04	Heady, Courtney	g	5-9	5-7	3-4	0	3	3	1	18	1	0	0	0	22		
20	Williams, Courtnei	g	4-7	1-1	0-1	1	1	2	1	9	0	4	0	1	14		
22	Morrill, Carissa	g	1-2	0-0	0-0	0	2	2	1	2	0	0	0	0	7		
30	Sims, Freddie	g	2-5	0-1	0-1	2	1	3	1	4	2	1	0	3	20		
44	Prince, Chasity	g	2-4	1-2	0-0	0	4	4	1	5	1	0	1	0	13		
Team						3			1			1					
Totals			28-53	14-25	7-13	9	25	34	12	77	21	17	3	6	200		

FG % 1st Half: 15-27 55.6% 2nd half: 13-26 50.0% Game: 28-53 52.8%
3FG % 1st Half: 6-10 60.0% 2nd half: 8-15 53.3% Game: 14-25 56.0%
FT % 1st Half: 1-2 50.0% 2nd half: 6-11 54.5% Game: 7-13 53.8%

Truman State University 73 • 6-6 (1-4 MIAA)

##	Player	Pos	Total			Rebounds			PF	TP	A	TO	Blk	Stl	Min		
			FG	FGA	FT	FTA	Off	Def								Tot	
42	Daniels, Breanna	f	7-12	4-6	3-5	0	3	3	3	21	0	2	0	2	33		
04	Seberger, Sarah	c	2-5	0-0	2-2	0	0	0	1	6	1	0	0	0	17		
03	Galey, Amy	g	1-4	1-1	2-2	0	4	4	2	5	8	0	1	30			
25	Dorman, Jenny	g	4-6	2-2	0-0	0	0	0	1	10	2	0	0	23			
31	Joya, Laura	g	5-10	1-3	0-0	2	2	4	2	11	2	1	0	23			
13	Guinn, Julie	g	0-3	0-1	0-0	0	2	2	0	0	1	1	0	14			
15	Conway, Jennifer	g	2-4	0-0	0-0	1	3	4	1	4	0	0	1	17			
22	McHenry, Becka	g	2-3	0-1	2-2	1	0	1	1	6	3	4	0	14			
24	Kiecker, Malorie	g	4-6	2-4	0-0	0	3	3	0	10	2	1	0	17			
32	Nissen, Kristen	g	0-2	0-0	0-0	0	0	0	0	0	0	0	0	2			
Team						4			2			2					
Totals			27-55	10-18	9-11	4	19	23	11	73	19	13	0	6	200		

FG % 1st Half: 14-29 48.3% 2nd half: 13-26 50.0% Game: 27-55 49.1%
3FG % 1st Half: 4-10 40.0% 2nd half: 6-8 75.0% Game: 10-18 55.6%
FT % 1st Half: 6-6 100.0% 2nd half: 3-5 60.0% Game: 9-11 81.8%

Officials: Debbie Adams, Ray Taylor, Scott Koch
Technical fouls: Southwest Baptist-TEAM, Truman State University-None.
Attendance: 637

Score by periods	1st	2nd	Total
Southwest Baptist	37	40	77
Truman State University	38	35	73

Points	In	Off	2nd	Fast	Bench
SBU	22	18	13	0	38
TSU	18	26	2	2	20

Last FG - SBU 2nd-02:35, TSU 2nd-01:34.
Largest lead - SBU by 6 1st-13:20, TSU by 10 2nd-14:35.

Score tied - 5 times.
Lead changed - 15 times.

Daniels Scores 21 But Women Drop Close Contest

(KIRKSVILLE, Mo.) – In a game that saw 15 lead changes, 24 combined made three-pointers and both teams shooting at or above 50% up until the final possession, it was the visiting Southwest Baptist Bearcats who escaped Pershing Arena with a 77-73 win against the host Truman Bulldogs on Wednesday night. Four Bulldogs finished in double-figures, led by sophomore Breanna Daniels' 21.

The two squads played back-and-forth basketball throughout the game's first six minutes, with SBU (3-8, 1-3 MIAA) garnering its biggest lead of the night, 18-12, at the 13:20 mark off a Courtney Heady three-pointer. But Truman (6-6, 1-4 MIAA) quickly rebounded, scoring six straight of its own on back-to-back three-pointers by Daniels and sophomore guard Jenny Dorman to knot the game at 18 apiece with 11:36 to go in the first half.

Neither team led by more than four, with SBU holding a 37-33 lead following a lay-up by Abby Frazier with 1:11 to play in the first half, before the Bulldogs picked up a jumper in the paint by freshman Jennifer Conway. The Bearcats turned the ball over only seconds later, leading to a half-court banked-in bomb by junior guard Amy Galey at the buzzer to send Truman to the intermission with a one-point lead, 38-37.

It was all Truman at the start of the second half, as the Bulldogs built up its largest lead of the night, 50-40, by scoring 12 of the half's first 15 points. The Bulldogs had two chances to pad its lead but came up empty on subsequent possessions before SBU rattled off a 12-2 run – fueled by a four-point play for Rachel Graves – to tie the score at 52 with 11:20 to go.

Following the Bearcat run, each team caught fire as the squads combined to score on 11 of the next 15 possessions, including six three-pointers, which allowed SBU to hold a slim 69-67 lead with 6:42 to play.

An SBU lay-up built the lead to six with 2:35 to play, before Dorman answered with a trey of her own, cutting the deficit to just three, 74-71. After getting a steal, Dorman took a feed from Galey but couldn't get a lay-up to fall with 47 seconds to play, forcing the 'Dogs to foul.

Daniels then pulled the 'Dogs to within one on a pair of free throws after SBU missed a front end of the one-and-one, but the second time fouling wasn't as prosperous for Truman, as Heady hit two free throws and Daniels missed a jumper with six seconds to play. The Bearcats hit one of two on the other end, clinching a four-point road win and handing Truman its first home loss of the season.

The Bulldogs shot 49% for the game, connecting on 27-of-55 field goals, while Southwest Baptist hit at a 53% rate (28-of-53). Both teams upped their overall shooting percentage from long-range, as SBU dropped 14-of-25 (56%) and Truman matched the guests by also shooting 56% (10-of-18).

Daniels' 21 points led all players and her four threes were a team-best. Heady led all SBU players with 18 points.

RETURNER CAREER STATS VS. SOUTHWEST BAPTIST

Daniels, Breanna

Season	gp-gs	min/avg	Total		3-Point		F-Throws		Rebounds				Scoring						
			fg-fga	pct	fg-fga	pct	ft-fta	pct	off	def	tot	avg	pts	avg					
2008-09	2-1	57/28.5	15-27	.556	1-5	.200	5-5	1.000	2	7	9	4.5	7	1	3	2	0	36	18.0
2009-10	1-1	33/33.0	7-12	.583	4-6	.667	3-5	.600	0	3	3	3.0	3	0	0	2	0	21	21.0
TOTAL	3-2	90/30.0	22-39	.564	5-11	.455	8-10	.800	2	10	12	4.0	10	1	1	5	2	57	19.0

Guinn, Julie

Season	gp-gs	min/avg	Total		3-Point		F-Throws		Rebounds				Scoring							
			fg-fga	pct	fg-fga	pct	ft-fta	pct	off	def	tot	avg	pts	avg						
2006-07	2-0	30/15.0	1-9	.111	0-4	.000	0-0	.000	0	2	2	1.0	6	0	0	3	0	1	2	1.0
2007-08	1-0	17/17.0	2-2	1.000	1-1	1.000	2-2	1.000	1	3	4	4.0	3	0	2	2	0	0	7	7.0
2008-09	2-2	60/30.0	7-18	.389	5-9	.556	3-6	.500	2	6	8	4.0	5	0	6	7	0	2	22	11.0
2009-10	1-0	14/14.0	0-3	.000	0-1	.000	0-0	.000	0	2	2	2.0	0	0	1	1	0	0	0	0.0
TOTAL	6-2	121/20.2	10-32	.313	6-15	.400	5-8	.625	3	13	16	2.7	14	0	9	13	0	3	31	5.2

Joya, Laura

Season	gp-gs	min/avg	Total		3-Point		F-Throws		Rebounds				Scoring							
			fg-fga	pct	fg-fga	pct	ft-fta	pct	off	def	tot	avg	pts	avg						
2007-08	3-1	65/21.7	13-22	.591	3-3	1.000	0-0	.000	3	11	14	4.7	3	0	2	6	0	0	29	9.7
2008-09	2-2	62/31.0	11-18	.611	2-4	.500	4-6	.667	2	15	17	8.5	5	0	11	7	1	3	28	14.0
2009-10	1-1	33/33.0	5-10	.500	1-3	.333	0-0	.000	2	2	4	4.0	2	0	2	1	0	2	11	11.0
TOTAL	6-4	160/26.7	29-50	.580	6-10	.600	4-6	.667	7	28	35	5.8	10	0	15	14	1	5	68	11.3

Kiecker, Malorie

Season	gp-gs	min/avg	Total		3-Point		F-Throws		Rebounds				Scoring							
			fg-fga	pct	fg-fga	pct	ft-fta	pct	off	def	tot	avg	pts	avg						
2007-08	3-0	49/16.3	5-15	.333	0-3	.000	2-2	1.000	2	7	9	3.0	4	0	5	5	0	0	12	4.0
2008-09	2-2	44/22.0	4-15	.267	1-2	.500	3-3	1.000	0	4	4	2.0	0	0	3	6	1	0	12	6.0
2009-10	1-0	17/17.0	4-6	.667	2-4	.500	0-0	.000	0	3	3	3.0	0	0	2	1	0	0	10	10.0
TOTAL	6-2	110/18.3	13-36	.361	3-9	.333	5-5	1.000	2	14	16	2.7	4	0	10	12	1	0	34	5.7

Seberger, Sarah

Season	gp-gs	min/avg	Total		3-Point		F-Throws		Rebounds				Scoring							
			fg-fga	pct	fg-fga	pct	ft-fta	pct	off	def	tot	avg	pts	avg						
2006-07	2-0	15/7.5	1-1	1.000	0-0	.000	0-0	.000	0	1	1	0.5	1	0	1	2	0	0	2	1.0
2007-08	1-0	5/5.0	1-2	.500	0-0	.000	0-0	.000	1	0	1	1.0	0	0	0	1	0	0	2	2.0
2008-09	2-0	13/6.5	0-1	.000	0-0	.000	0-0	.000	0	2	2	1.0	2	0	1	0	0	0	0	0.0
2009-10	1-1	17/17.0	2-5	.400	0-0	.000	2-2	1.000	0	0	0	0.0	1	0	1	0	0	0	6	6.0
TOTAL	6-1	50/8.3	4-9	.444	0-0	.000	2-2	1.000	1	3	4	0.7	4	0	3	3	0	0	10	1.7

2009-10 CONFERENCE STANDINGS



	MIAA				OVERALL		
	W	L	Pct.	M#	W	L	Pct.
x-Emporia State (5)	12	2	.857	0	19	2	.905
Washburn (13)	11	3	.786	1	17	3	.850
Fort Hays State	8	5	.615	4	15	5	.750
Central Missouri	8	6	.571	4	12	9	.571
Pittsburg State	8	6	.571	4	10	11	.476
Northwest Missouri	7	7	.500	5	11	10	.524
Nebraska-Omaha	6	7	.462	6	11	9	.550
Missouri Southern	5	8	.385	7	11	9	.550
Missouri Western	5	9	.357	7	7	14	.333
Southwest Baptist	3	10	.231	6	5	15	.250
TRUMAN	2	12	.143	4	7	14	.333

() - WBCA/USA Today Poll - Feb. 2, 2010

M# - For Seeds 1-8: (# of) Team Wins + 9th Seed Losses needed to clinch a berth in MIAA Tournament

For Seeds 9-11: (# of) 8th Seed Wins + Team Losses before elimination from MIAA Tournament

2009-10 MIAA INDIVIDUAL STATISTICS

Category	TSU Player	Rank (Last)	Actual	SBU Player	Rank	Actual
Scoring	Breanna Daniels	14th (14th)	.12.1	Rachel Graves	10th	13.1
	Laura Joya	16th (15th)	.11.2	Courtney Heady	17th	11.2
Field Goal Percentage				R. Graves	2nd	40.7%
				C. Heady	5th	36.4%
				Ashleigh Gallio	8th	33.7%
3-Pointers Made/Game				R. Graves	2nd	2.8
				C. Heady	5th	2.6
				A. Gallio	10th	1.7
Free Throw Percentage						
Rebounding						
Offensive Rebounds						
Defensive Rebounds						
Assists	Amy Galey	2nd (2nd)	.4.3	A. Gallio	4th	3.9
				R. Graves	9th	3.1
Blocked Shots	Jennifer Conway	6th (6th)	.1.0			
	Sarah Seberger	8th (7th)	.0.9			
Steals						
Minutes Played	Breanna Daniels	8th (9th)	.30.2	A. Gallio	2nd	32.5
				R. Graves	5th	31.5

UPCOMING SCHEDULE

Date	Game	Time
Feb. 6	TRUMAN @ SW Baptist	1:30 PM
	NW Missouri @ Pitt State	1:30 PM
	Neb.-Omaha @ Emporia	5:30 PM
	Fort Hays @ Washburn	5:30 PM
	Mo. Western @ Mo. Southern	5:30 PM
Feb. 10	SW Baptist @ Emporia	5:30 PM
	Central Mo. @ Washburn	5:30 PM
	Pitt State @ Mo. Southern	5:30 PM
	Neb.-Omaha @ Mo. Western	5:30 PM
Feb. 11	TRUMAN @ Fort Hays	5:30 PM
Feb. 13	TRUMAN @ Neb.-Omaha	1:30 PM
	Mo. Western @ NW Missouri	1:30 PM
	Central Mo. @ Fort Hays	2:00 PM
	Mo. Southern @ Emporia	5:30 PM
	SW Baptist @ Washburn	5:30 PM

RECENT RESULTS

Date	Game	Score
Jan. 27	TRUMAN @ Pittsburg St.	PSU 83-63
	Mo. Western @ Emporia	ESU 110-68
	Northwest Mo. @ Washburn	WU 80-63
	Neb.-Omaha @ Fort Hays	FHSU 76-66
	Central Mo. @ Mo. Southern	MSSU 61-59
Jan. 30	Emporia @ TRUMAN	ESU 76-60
	Pittsburg St. @ Central Mo.	UCM 75-62
	Fort Hays @ NW Missouri	NW 75-54
	Washburn @ Mo. Western	WU 74-44
	Mo. Southern @ SW Baptist	SBU 55-50
Feb. 1	Fort Hays @ Mo. Western	FHSU 66-52
Feb. 3	Washburn @ TRUMAN	WU 50-38
	Emporia @ Central Missouri	UCM 64-60
	SW Baptist @ Pittsburg St.	SBU 77-57
	NW Missouri @ Neb.-Omaha	UNO 81-77

SOUTH CENTRAL REGION POLL

Rank	Team	Record (Overall/Reg)
1	West Texas A&M	20-2, 17-2
2	Emporia State	16-1, 14-1
3	Northeastern State	16-4, 14-3
4	Washburn	15-3, 13-3
5	Southeastern Oklahoma	13-5, 13-5
6	Tarleton State	14-4, 14-4
7	Fort Hays State	11-5, 11-5
8	Abilene Christian	13-7, 13-7
9	Central Oklahoma	10-5, 10-5
10	Texas A&M-Kingsville	14-4, 14-4

As of Feb. 3, 2010 Poll

NCAA RANKS (TEAM)

Category	Rank	Actual
Turnovers/game	16th	15.3
Free Throw %	21st	76.3%
3-Point FG %	24th	36.6%
Assist/Turnover Ratio	109th	0.75
Blocks/game	116th	3.0
Field Goal %	118th	40.2%

As of Jan. 31, 2010

NCAA RANKS (PLAYER)

Category	Player	Rank
Assists/game	Amy Galey	61st
Assist/Turnover Ratio	Amy Galey	109th
Blocks/game	Jennifer Conway	176th
	Sarah Seberger	198th

As of Jan. 31, 2010

MIAA PLAYER OF THE WEEK

Date	Player	School
Nov. 23	Gentry Dietz	NWMSU
Nov. 30	Ashley Nelson	UNO
Dec. 7	Laura Joya	TRUMAN
	Hope Gregory	WU
Dec. 14	Naomi Bancroft	FHSU
Dec. 21	Naomi Bancroft	FHSU
Jan. 4	Nicole McCombs	PSU
Jan. 11	Cassandra Boston	ESU
Jan. 18	Abby Henry	NWMSU
Jan. 25	Cassandra Boston	ESU
Feb. 1	Cassandra Boston	ESU

THE BULLDOGS IN 2009-10

Home	5-6
Away	2-7
Neutral	0-1

Leading at half	5-2
Trailing at half	2-11
Tied at half	0-1

Overtime	1-0
vs. Nationally-Ranked Teams	0-5*
*at time of game	

Scoring less than 60	2-7
Scoring between 60-69	2-6
Scoring between 70-79	3-1
Scoring over 80	0-0

Allowing less than 60	4-3
Allowing between 60-69	3-4
Allowing between 70-79	0-6
Allowing over 80	0-1

More Rebounds than opponent	6-2
Fewer Rebounds than opponent	0-12
Rebounds Tied	1-0

Fewer Turnovers than opponent	3-5
More Turnovers than opponent	2-7
Turnovers Tied	2-2

Shooting below 40%	1-9
Shooting between 40-44.9%	3-4
Shooting between 45-49.9%	3-1
Shooting 50% or better	0-0

Opp. shooting below 40%	5-4
Opp. shooting between 40-44.9%	1-2
Opp. shooting between 45-49.9%	1-4
Opp. shooting 50% or better	0-4

Game decided by less than 5 points	1-3
Games decided by 5-10 points	3-2
Games decided by 11-20 points	2-6
Games decided by 20+ points	1-3

Largest Halftime Lead	13
Largest Halftime Deficit	14

Most first-half points	38
Fewest first-half points	17
Most first-half points allowed	39
Fewest first-half points allowed	15

Most second-half points	44
Fewest second-half points	16
Most second-half points allowed	45
Fewest second-half points allowed	16

Largest lead during a game	28
Largest deficit during a game	30

2009-10 SCHEDULE/RESULTS

RECORD:	OVERALL	HOME	AWAY	NEUTRAL
ALL GAMES	7-14	5-6	2-7	0-1
CONFERENCE	2-12	2-6	0-6	0-0
NON-CONFERENCE	5-2	3-0	2-1	0-1

Date	Opponent	Score	Att.	High Points	High Rebounds
11/17/09	HANNIBAL-LAGRANGE	w 58-54	225	(19)Joya,Laura	(7)Conway,Jennifer
11/20/09	at Southwest Minnesota	w 71-59	998	(12)Kiecker,Malorie	(7)Seberger,Sarah
11/21/09	vs MSU Moorhead	55-76 L	64	(13)Joya,Laura	(5)Seberger,Sarah
11/24/09	at Quincy	67-69 L	358	(21)Joya,Laura	(8)Seberger,Sarah
11/28/09	LINCOLN (MO.) UNIVERSITY	w 70-62	710	(21)Joya,Laura	(8)Daniels,Breanna
12/02/09	*at Missouri Southern	65-79 L	872	(20)Joya,Laura	(8)Seberger,Sarah
12/05/09	*PITTSBURG STATE	wot 75-63	519	(23)Daniels,Breanna	(6)Joya,Laura
12/09/09	ILLINOIS-SPRINGFIELD	w 69-62	412	(16)Daniels,Breanna	(6)Galey,Amy
12/12/09	*at Washburn	56-74 L	520	(13)Dorman,Jenny	(9)Guinn,Julie
12/19/09	at Maryville University (Mo.)	w 56-31	250	(12)Joya,Laura	(6)Galey,Amy
12/28/09	*at Emporia State	55-75 L	1826	(8)Seberger,Sarah	(5)Hunt,Cassie
12/30/09	*SOUTHWEST BAPTIST	73-77 L	637	(21)Daniels,Breanna	(4)Galey,Amy
01/02/10	*FORT HAYS STATE	60-67 L	340	(15)Daniels,Breanna	(4)Joya,Laura
01/06/10	*NEBRASKA-OMAHA	44-58 L	128	(12)Joya,Laura	(4)Conway,Jennifer
01/09/10	*at NW Missouri State	65-68 L	606	(14)Daniels,Breanna	(7)Seberger,Sarah
01/13/10	*at Missouri Western	59-65 L	1099	(13)Daniels,Breanna	(6)Galey,Amy
01/20/10	*CENTRAL MISSOURI	33-60 L	224	(10)Daniels,Breanna	(5)Daniels,Breanna
01/23/10	*MISSOURI SOUTHERN	w 64-57	597	(15)Galey,Amy	(6)Galey,Amy
01/27/10	*at Pittsburg State	63-83 L	2115	(11)Daniels,Breanna	(6)Galey,Amy
01/30/10	*EMPORIA STATE	60-76 L	475	(16)Daniels,Breanna	(6)Seberger,Sarah
02/03/10	*WASHBURN	38-50 L	323	(11)Daniels,Breanna	(6)Seberger,Sarah

2009-10 HOME STATS

RECORD:	OVERALL	HOME	AWAY	NEUTRAL
ALL GAMES	5-6	5-6	0-0	0-0
CONFERENCE	2-6	2-6	0-0	0-0
NON-CONFERENCE	3-0	3-0	0-0	0-0

#	Player	gp-gs	min	avg	Total			3-Point		F-Throw		Rebounds				pts	avg					
					fg-fga	fg%	3fg-fga	3fg%	ft-fa	ft%	off	def	tot	avg	pf			dq	a	to	blk	stl
42	Daniels,Breanna	11-11	351	31.9	59-127	.465	21-49	.429	20-26	.769	9	40	49	4.5	17	0	12	31	3	18	159	14.5
31	Joya,Laura	11-6	306	27.8	47-107	.439	8-22	.364	18-20	.900	14	20	34	3.1	19	0	9	21	3	20	120	10.9
03	Galey,Amy	11-11	340	30.9	29-74	.392	5-15	.333	26-35	.743	7	35	42	3.8	16	0	54	29	1	11	89	8.1
04	Seberger,Sarah	11-8	238	21.6	26-53	.491	0-0	.000	12-15	.800	17	30	47	4.3	25	1	8	10	9	5	64	5.8
22	McHenry,Becka	11-6	238	21.6	23-83	.277	2-8	.250	11-14	.786	5	24	29	2.6	6	0	27	26	0	6	59	5.4
24	Kiecker,Malorie	6-1	61	10.2	7-18	.389	5-11	.455	1-2	.500	2	3	5	0.8	7	0	3	3	0	0	20	3.3
25	Dorman,Jenny	11-4	142	12.9	13-31	.419	5-11	.455	4-5	.800	1	8	9	0.8	4	0	5	8	1	3	35	3.2
21	Sharpe,Megan	8-4	145	18.1	9-22	.409	0-0	.000	6-11	.545	10	12	22	2.8	16	0	3	11	3	9	24	3.0
15	Conway,Jennifer	11-3	169	15.4	12-35	.343	0-0	.000	4-9	.444	10	25	35	3.2	16	0	5	8	11	4	28	2.5
13	Guinn,Julie	11-0	161	14.6	9-34	.265	3-11	.273	7-10	.700	7	20	27	2.5	10	0	6	12	0	7	28	2.5
02	Hunt,Cassie	9-0	51	5.7	7-13	.538	0-0	.000	2-3	.667	3	11	14	1.6	5	0	0	5	2	3	16	1.8
32	Nissen,Kristen	5-1	23	4.6	1-6	.167	0-2	.000	0-0	.000	0	0	0	0.0	1	0	1	0	0	1	2	0.4
Team											18	32	50				5					
Total.....		11	2225		242-603	.401	49-129	.380	111-150	.740	103	260	363	33.0	142	1	133	169	33	87	644	58.5
Opponents.....		11	2225		260-616	.422	63-179	.352	103-152	.678	116	275	391	35.5	167	-	135	171	32	91	686	62.4

Score by Periods	1st	2nd	OT	Totals
Truman State University	309	323	12	644
Opponents	319	367	0	686

2009-10 ROAD STATS

RECORD:	OVERALL	HOME	AWAY	NEUTRAL
ALL GAMES	2-7	0-0	2-7	0-0
CONFERENCE	0-6	0-0	0-6	0-0
NON-CONFERENCE	2-1	0-0	2-1	0-0

#	Player	gp-gs	min	avg	Total			3-Point		F-Throw		Rebounds				pts	avg					
					fg-fga	fg%	3fg-fga	3fg%	ft-fa	ft%	off	def	tot	avg	pf			dq	a	to	blk	stl
31	Joya,Laura	9-6	230	25.6	38-97	.392	9-26	.346	17-18	.944	9	26	35	3.9	8	0	13	13	1	6	102	11.3
42	Daniels,Breanna	9-9	261	29.0	34-102	.333	8-33	.242	11-16	.688	7	29	36	4.0	13	0	9	17	1	1	87	9.7
04	Seberger,Sarah	9-6	197	21.9	23-47	.489	0-0	.000	24-30	.800	19	29	48	5.3	18	0	3	9	10	3	70	7.8
22	McHenry,Becka	9-4	194	21.6	19-50	.380	1-3	.333	15-18	.833	3	27	30	3.3	10	0	15	17	0	3	54	6.0
03	Galey,Amy	9-9	265	29.4	15-52	.288	2-8	.250	18-24	.750	9	34	43	4.8	16	0	35	32	0	8	50	5.6
15	Conway,Jennifer	9-3	154	17.1	18-40	.450	0-0	.000	14-17	.824	9	23	32	3.6	24	1	2	12	7	0	50	5.6
24	Kiecker,Malorie	4-2	68	17.0	7-18	.389	5-10	.500	3-4	.750	1	5	6	1.5	5	0	4	11	1	2	22	5.5
25	Dorman,Jenny	9-2	150	16.7	20-40	.500	7-17	.412	2-2	1.000	5	12	17	1.9	9	0	2	2	0	6	49	5.4
13	Guinn,Julie	8-3	141	17.6	11-23	.478	3-8	.375	5-7	.714	1	11	12	1.5	11	0	6	9	0	4	30	3.8
02	Hunt,Cassie	6-0	35	5.8	9-21	.429	0-0	.000	4-5	.800	9	6	15	2.5	7	0	2	5	3	0	22	3.7
21	Sharpe,Megan	5-1	69	13.8	6-15	.400	0-0	.000	2-4	.500	7	10	17	3.4	7	0	4	3	2	3	14	2.8
32	Nissen,Kristen	6-0	36	6.0	3-7	.429	1-1	1.000	0-0	.000	1	2	3	0.5	4	0	1	0	1	0	7	1.2
Team											19	23	42				5					
Total.....		9	1800		203-512	.396	36-106	.340	115-145	.793	99	237	336	37.3	132	1	96	135	26	36	557	61.9
Opponents.....		9	1800		224-555	.404	58-156	.372	97-151	.642	121	219	340	37.8	143	-	120	111	43	65	603	67.0

Score by Periods	1st	2nd	Totals
Truman State University	264	293	557
Opponents	284	319	603

POINTS ~ REBOUNDS ~ ASSISTS

Opponent	Date	Score	02		03		04		13		15		21		22	
			HUNT,CASSI	GALEY,AMY	SEBERGER,S	GUINN,JULI	CONWAY,JEN	SHARPE,MEG	MCHENRY,BE							
HANNIBAL-LAGRANGE	11/17/09	58-54	w	2-2-0	8-1-4	4-3-0	0-4-1	2-7-0	DNP	DNP	2-1-4					
at Southwest Minnesota	11/20/09	71-59	w	DNP	5-6-4	9-7-2	3-0-1	10-6-0	DNP	DNP	4-5-1					
vs MSU Moorhead	11/21/09	55-76	L	3-1-0	10-0-2	4-5-1	5-1-1	7-3-0	DNP	DNP	4-1-3					
at Quincy	11/24/09	67-69	L	DNP	4-4-4	11-8-0	0-0-1	3-2-0	DNP	DNP	10-5-3					
LINCOLN (MO.) UNIVERSIT	11/28/09	70-62	w	4-1-0	15-5-6	8-6-1	0-3-0	4-2-0	2-2-0	2-2-0	6-6-3					
at Missouri Southern	12/02/09	65-79	L	7-2-0	3-3-3	10-8-0	10-4-0	0-1-0	DNP	DNP	0-0-1					
PITTSBURG STATE	12/05/09	75-63	w	4-0-0	6-6-9	11-6-2	2-0-0	0-1-0	2-3-0	2-3-0	2-3-1					
ILLINOIS-SPRINGFIELD	12/09/09	69-62	w	2-2-0	11-3-6	8-5-2	13-9-2	2-3-0	0-3-0	0-3-0	6-2-2					
at Washburn	12/12/09	56-74	L	4-2-1	3-6-7	6-1-1	3-1-1	6-4-0	0-3-1	0-3-1	7-0-0					
at Maryville University	12/19/09	56-31	w	0-3-1	9-4-2	2-8-0	2-4-2	4-3-0	4-7-3	4-7-3	4-6-2					
at Emporia State	12/28/09	55-75	L	4-5-0	7-4-4	8-4-0	DNP	8-3-1	DNP	DNP	6-4-0					
SOUTHWEST BAPTIST	12/30/09	73-77	L	DNP	5-4-8	6-0-1	0-2-1	4-4-0	DNP	DNP	6-1-3					
FORT HAYS STATE	01/02/10	60-67	L	DNP	12-3-2	3-7-1	5-1-1	2-5-1	DNP	DNP	2-1-1					
NEBRASKA-OMAHA	01/06/10	44-58	L	0-3-0	5-6-4	4-2-0	2-4-0	3-2-1	2-0-1	2-0-1	4-2-0					
at NW Missouri State	01/09/10	65-68	L	0-0-0	7-4-6	8-4-0	5-2-0	7-5-0	0-1-0	0-1-0	9-4-4					
at Missouri Western	01/13/10	59-65	L	DNP	6-6-4	7-3-0	3-1-0	7-6-1	2-3-0	2-3-0	10-4-2					
CENTRAL MISSOURI	01/20/10	33-60	L	2-3-0	2-2-2	3-2-0	4-3-1	2-1-0	2-2-0	2-2-0	4-4-3					
MISSOURI SOUTHERN	01/23/10	64-57	w	0-1-0	15-6-4	6-4-1	2-0-0	0-3-1	6-5-0	6-5-0	11-4-6					
at Pittsburg State	01/27/10	63-83	L	7-3-0	6-6-1	9-5-0	4-0-1	5-2-0	8-3-0	8-3-0	4-2-2					
EMPORIA STATE	01/30/10	60-76	L	2-1-0	6-5-4	8-6-0	0-1-0	3-4-2	6-2-1	6-2-1	9-2-3					
WASHBURN	02/03/10	38-50	L	0-1-0	4-1-5	3-6-0	0-0-0	6-3-0	4-5-1	4-5-1	7-3-1					

Opponent	Date	Score	24		25		31		32		42	
			KIECKER,MA	DORMAN,JEN	JOYA,LAURA	NISSAN,KRI	DANIELS,BR					
HANNIBAL-LAGRANGE	11/17/09	58-54	w	3-0-0	0-0-1	19-5-2	0-0-1	18-5-3				
at Southwest Minnesota	11/20/09	71-59	w	12-3-0	2-3-0	11-2-2	7-0-0	8-7-3				
vs MSU Moorhead	11/21/09	55-76	L	0-4-2	0-2-0	13-4-0	0-0-0	9-2-0				
at Quincy	11/24/09	67-69	L	3-0-4	3-2-0	21-6-0	DNP	12-6-1				
LINCOLN (MO.) UNIVERSIT	11/28/09	70-62	w	DNP	0-0-0	21-4-2	0-0-0	10-8-1				
at Missouri Southern	12/02/09	65-79	L	DNP	7-1-1	20-6-3	0-1-0	8-2-1				
PITTSBURG STATE	12/05/09	75-63	w	DNP	3-1-0	22-6-1	0-0-0	23-5-1				
ILLINOIS-SPRINGFIELD	12/09/09	69-62	w	DNP	3-0-1	8-5-1	DNP	16-6-1				
at Washburn	12/12/09	56-74	L	DNP	13-1-0	5-4-1	0-0-0	9-0-0				
at Maryville University	12/19/09	56-31	w	DNP	9-4-0	12-1-4	0-1-0	10-2-0				
at Emporia State	12/28/09	55-75	L	4-1-0	8-2-1	8-4-0	0-1-1	2-4-1				
SOUTHWEST BAPTIST	12/30/09	73-77	L	10-3-2	10-0-2	11-4-2	0-0-0	21-3-0				
FORT HAYS STATE	01/02/10	60-67	L	0-0-0	7-5-0	14-3-0	DNP	15-3-1				
NEBRASKA-OMAHA	01/06/10	44-58	L	DNP	6-1-0	12-4-0	DNP	6-5-1				
at NW Missouri State	01/09/10	65-68	L	DNP	2-1-0	13-5-2	DNP	14-5-2				
at Missouri Western	01/13/10	59-65	L	DNP	5-1-0	6-7-1	DNP	13-5-0				
CENTRAL MISSOURI	01/20/10	33-60	L	DNP	2-1-0	0-0-1	2-0-0	10-5-1				
MISSOURI SOUTHERN	01/23/10	64-57	w	0-0-0	0-0-0	11-1-0	DNP	13-3-1				
at Pittsburg State	01/27/10	63-83	L	3-2-0	0-2-0	6-0-0	0-0-0	11-5-1				
EMPORIA STATE	01/30/10	60-76	L	4-1-1	4-1-1	2-2-0	DNP	16-3-1				
WASHBURN	02/03/10	38-50	L	3-1-0	0-0-0	0-0-0	DNP	11-3-1				



TEAM STATISTICS	TSU	OPP
SCORING	1256	1365
Points per game	59.8	65.0
Scoring margin	-5.2	-
FIELD GOALS-ATT	467-1169	512-1232
Field goal pct	.399	.416
3 POINT FG-ATT	90-247	127-353
3-point FG pct	.364	.360
3-pt FG made per game	4.3	6.0
FREE THROWS-ATT	232-305	214-318
Free throw pct	.761	.673
F-Throws made per game	11.0	10.2
REBOUNDS	729	768
Rebounds per game	34.7	36.6
Rebounding margin	-1.9	-
ASSISTS	238	269
Assists per game	11.3	12.8
TURNOVERS	321	292
Turnovers per game	15.3	13.9
Turnover margin	-1.4	-
Assist/turnover ratio	0.7	0.9
STEALS	125	165
Steals per game	6.0	7.9
BLOCKS	62	79
Blocks per game	3.0	3.8
WINNING STREAK	0	-
Home win streak	0	-
ATTENDANCE	4590	8708
Home games-Avg/Game	11-417	9-960
Neutral site-Avg/Game	-	1-64

SPECIALTY STATS

Points in the Paint

Truman 490(23.3 p/g)
Opponents 652(31.0 p/g)

2nd Chance Points

Truman 204(9.7 p/g)
Opponents 223(10.6 p/g)

Points off Turnovers

Truman 255(12.1 p/g)
Opponents 344(16.4 p/g)

Bench Points

Truman 385(18.3 p/g)
Opponents 395(18.8 p/g)

Score by Periods	1st	2nd	OT	Totals
Truman State University	598	646	12	1256
Opponents	638	727	0	1365

GAME - BY - GAME BOX SCORES

Opponent	Date	Score		Total		3-Pointers		Free throws		Rebounds				pf	a	t/o	blk	stl	pts	avg
				fg-fga	pct	3fg-fga	pct	ft-fa	pct	off	def	tot	avg							
HANNIBAL-LAGRANGE	11/17/09	58-54	W	23-53	.434	4-12	.333	8-10	.800	10	23	33	33.0	9	16	19	7	10	58	58.0
at Southwest Minnesota	11/20/09	71-59	W	22-48	.458	7-14	.500	20-27	.741	7	42	49	41.0	20	13	21	3	2	71	64.5
vs MSU Moorhead	11/21/09	55-76	L	22-54	.407	5-12	.417	6-10	.600	10	20	30	37.3	14	9	17	3	2	55	61.3
at Quincy	11/24/09	67-69	L	22-56	.393	7-16	.438	16-19	.842	9	29	38	37.5	14	13	15	2	6	67	62.8
LINCOLN (MO.) UNIVERSI	11/28/09	70-62	W	27-57	.474	4-12	.333	12-16	.750	15	22	37	37.4	12	13	15	1	8	70	64.2
at Missouri Southern	12/02/09	65-79	L	27-62	.435	3-10	.300	8-9	.889	14	18	32	36.5	14	9	10	6	3	65	64.3
PITTSBURG STATE	12/05/09	75-63	Wot	25-51	.490	6-12	.500	19-22	.864	8	28	36	36.4	15	14	20	3	9	75	65.9
ILLINOIS-SPRINGFIELD	12/09/09	69-62	W	27-66	.409	3-13	.231	12-18	.667	16	26	42	37.1	11	15	15	7	14	69	66.2
at Washburn	12/12/09	56-74	L	20-53	.377	6-11	.545	10-12	.833	10	14	24	35.7	17	12	16	2	4	56	65.1
at Maryville University (Mo.)	12/19/09	56-31	W	23-60	.383	4-8	.500	6-9	.667	8	39	47	36.8	13	14	17	4	11	56	64.2
at Emporia State	12/28/09	55-75	L	22-65	.338	1-13	.077	10-10	1.000	13	22	35	36.6	14	8	16	2	3	55	63.4
SOUTHWEST BAPTIST	12/30/09	73-77	L	27-55	.491	10-18	.556	9-11	.818	4	19	23	35.5	11	19	13	0	6	73	64.2
FORT HAYS STATE	01/02/10	60-67	L	25-60	.417	5-15	.333	5-10	.500	9	25	34	35.4	22	7	11	3	7	60	63.8
NEBRASKA-OMAHA	01/06/10	44-58	L	17-50	.340	0-5	.000	10-16	.625	5	27	32	35.1	11	7	22	3	10	44	62.4
at NW Missouri State	01/09/10	65-68	L	21-49	.429	2-8	.250	21-26	.808	11	28	39	35.4	15	14	19	3	3	65	62.6
at Missouri Western	01/13/10	59-65	L	24-63	.381	4-17	.235	7-10	.700	13	25	38	35.6	14	8	10	2	1	59	62.4
CENTRAL MISSOURI	01/20/10	33-60	L	13-53	.245	2-10	.200	5-8	.625	5	21	26	35.0	8	8	16	2	8	33	60.6
MISSOURI SOUTHERN	01/23/10	64-57	W	21-52	.404	5-12	.417	17-19	.895	13	21	34	34.9	13	13	10	3	7	64	60.8
at Pittsburg State	01/27/10	63-83	L	22-56	.393	2-9	.222	17-23	.739	14	20	34	34.9	11	5	11	2	3	63	60.9
EMPORIA STATE	01/30/10	60-76	L	22-60	.367	6-8	.750	10-14	.714	10	26	36	35.0	15	13	12	1	5	60	60.9
WASHBURN	02/03/10	38-50	L	15-46	.326	4-12	.333	4-6	.667	8	22	30	34.7	15	8	16	3	3	38	59.8
Truman State University		1256		467-1169	.399	90-247	.364	232-305	.761	212	517	729	34.7	288	238	321	62	125	1256	59.8
Opponents		1365		512-1232	.416	127-353	.360	214-318	.673	251	517	768	36.6	321	269	292	79	165	1365	65.0

Games played: 21
 Points/game: 59.8
 FG Pct: 39.9
 3FG Pct: 36.4
 FT Pct: 76.1

Rebounds/game: 34.7
 Assists/game: 11.3
 Turnovers/game: 15.3
 Assist/turnover ratio: 0.7
 Steals/game: 6.0
 Blocks/game: 3.0

GAME - BY - GAME COMPARISONS

Opponent	1st	2nd	Score	Mar	Total FG	FG Pct	3-Pointers	3FG Pct	Free Throws	FT Pct	Rebounds	Assist	T/Over	Block	Steal	Fouls
HANNIBAL-LAGRANGE	28/31	30/23	58-54	+4	23-53/22-56	.434/.393	4-12/5-15	.333/.333	8-10/5-6	.800/.833	33/30 +3	16/7	19/18	7/2	10/6	9/15
Southwest Minnesota	27/28	44/31	71-59	+12	22-48/22-81	.458/.272	7-14/2-24	.500/.083	20-27/13-26	.741/.500	49/48 +1	13/11	21/7	3/3	2/11	20/25
MSU Moorhead	25/35	30/41	55-76	(21)	22-54/28-61	.407/.459	5-12/6-18	.417/.333	6-10/14-15	.600/.933	30/37 (7)	9/14	17/10	3/4	2/9	14/11
Quincy	32/37	35/32	67-69	(2)	22-56/25-62	.393/.403	7-16/5-14	.438/.357	16-19/14-18	.842/.778	38/39 (1)	13/14	15/15	2/5	6/8	14/15
LINCOLN (MO.) UNIVERSITY	36/32	34/30	70-62	+8	27-57/25-52	.474/.481	4-12/3-13	.333/.231	12-16/9-13	.750/.692	37/25 +12	13/9	15/15	1/2	8/10	12/17
Missouri Southern	34/38	31/41	65-79	(14)	27-62/33-61	.435/.541	3-10/10-20	.300/.500	8-9/3-9	.889/.333	32/37 (5)	9/19	10/11	6/4	3/5	14/16
PITTSBURG STATE	26/20	37/43	75-63	+12	25-51/24-63	.490/.381	6-12/2-20	.500/.100	19-22/13-17	.864/.765	36/33 +3	14/11	20/20	3/1	9/11	15/21
ILLINOIS-SPRINGFIELD	33/23	36/39	69-62	+7	27-66/25-67	.409/.373	3-13/8-20	.231/.400	12-18/4-9	.667/.444	42/42 -	15/14	15/20	7/0	14/8	11/14
Washburn	27/29	29/45	56-74	(18)	20-53/28-50	.377/.560	6-11/10-18	.545/.556	10-12/8-15	.833/.533	24/33 (9)	12/13	16/18	2/4	4/9	17/16
Maryville University (Mo.)	28/15	28/16	56-31	+25	23-60/10-62	.383/.161	4-8/2-14	.500/.143	6-9/9-14	.667/.643	47/45 +2	14/5	17/20	4/2	11/8	13/10
Emporia State	29/39	26/36	55-75	(20)	22-65/31-64	.338/.484	1-13/4-17	.077/.235	10-10/9-16	.000/.563	35/41 (6)	8/12	16/12	2/7	3/7	14/13
SOUTHWEST BAPTIST	38/37	35/40	73-77	(4)	27-55/28-53	.491/.528	10-18/14-25	.556/.560	9-11/7-13	.818/.538	23/34 (11)	19/21	13/17	0/3	6/6	11/12
FORT HAYS STATE	31/31	29/36	60-67	(7)	25-60/21-54	.417/.389	5-15/7-14	.333/.500	5-10/18-25	.500/.720	34/41 (7)	7/9	11/14	3/3	7/5	22/15
NEBRASKA-OMAHA	19/28	25/30	44-58	(14)	17-50/22-58	.340/.379	0-5/2-12	.000/.167	10-16/12-13	.625/.923	32/39 (7)	7/9	22/19	3/6	10/13	11/16
NW Missouri State	29/34	36/34	65-68	(3)	21-49/22-64	.429/.344	2-8/8-17	.250/.471	21-26/16-19	.808/.842	39/29 +10	14/15	19/9	3/9	3/6	15/19
Missouri Western	34/26	25/39	59-65	(6)	24-63/21-48	.381/.438	4-17/6-9	.235/.667	7-10/17-21	.700/.810	38/32 +6	8/11	10/10	2/5	1/6	14/12
CENTRAL MISSOURI	17/28	16/32	33-60	(27)	13-53/23-47	.245/.489	2-10/6-12	.200/.500	5-8/8-10	.625/.800	26/38 (12)	8/14	16/19	2/4	8/11	8/13
MISSOURI SOUTHERN	34/24	30/33	64-57	+7	21-52/22-50	.404/.440	5-12/3-11	.417/.273	17-19/10-14	.895/.714	34/29 +5	13/12	10/11	3/3	7/5	13/16
Pittsburg State	24/38	39/45	63-83	(20)	22-56/32-63	.393/.508	2-9/11-23	.222/.478	17-23/8-13	.739/.615	34/36 (2)	5/20	11/9	2/4	3/5	11/17
EMPORIA STATE	25/37	35/39	60-76	(16)	22-60/28-58	.367/.483	6-8/11-23	.750/.478	10-14/9-17	.714/.529	36/37 (1)	13/16	12/10	1/5	5/4	15/14
WASHBURN	22/28	16/22	38-50	(12)	15-46/20-58	.326/.345	4-12/2-14	.333/.143	4-6/8-15	.667/.533	30/43 (13)	8/13	16/8	3/3	3/12	15/14

Note: Game totals are displayed in the format TEAM/OPPONENT for each category

2009-10 LEADERS

Scoring Leaders	Games	Career
Laura Joya	9	14
Breanna Daniels	9	10
Jenny Dorman	2	2
Malorie Kiecker	1	4
Sarah Seberger	1	2
Jennifer Conway	1	1
Amy Galey	1	1
Julie Guinn	0	2
Malorie Kiecker	0	2

Rebound Leaders	Games	Career
Sarah Seberger	9	21
Amy Galey	6	6
Breanna Daniels	4	6
Laura Joya	4	4
Jennifer Conway	3	3
Julie Guinn	1	2
Cassie Hunt	1	1
Malorie Kiecker	0	3

Assists Leaders	Games	Career
Amy Galey	17	17
Becka McHenry	5	5
Laura Joya	1	17
Malorie Kiecker	1	5
Julie Guinn	0	10
Breanna Daniels	0	2

Steal Leaders	Games	Career
Laura Joya	9	25
Amy Galey	8	8
Breanna Daniels	7	9
Jenny Dorman	5	5
Megan Sharpe	4	4
Julie Guinn	3	12
Becka McHenry	3	3
Malorie Kiecker	1	6
Sarah Seberger	1	4

Block Leaders	Games	Career
Jennifer Conway	12	12
Sarah Seberger	7	11
Megan Sharpe	3	3
Cassie Hunt	2	2
Laura Joya	1	5
Breanna Daniels	1	4
Amy Galey	1	1
Kristen Nissen	1	1
Malorie Kiecker	0	6

Double-Doubles	Games	Career
Laura Joya	0	2

20+ Point Games	Games	Career
Laura Joya	4	6
Breanna Daniels	2	3
Malorie Kiecker	0	1

10+ Point Games	Season	Career
Breanna Daniels	15	27
Laura Joya	13	27
Amy Galey	5	5
Becka McHenry	3	3
Sarah Seberger	3	3
Malorie Kiecker	2	17
Julie Guinn	2	7
Jenny Dorman	2	2
Jennifer Conway	1	1

10+ Rebound Games	Season	Career
Laura Joya	0	4

Starts	Season	Career
Breanna Daniels	21	36
Amy Galey	21	21
Sarah Seberger	15	17
Laura Joya	13	41
Becka McHenry	10	10
Jennifer Conway	6	6
Jenny Dorman	6	6
Megan Sharpe	5	5
Malorie Kiecker	4	24
Julie Guinn	3	25
Kristen Nissen	1	1

Free Throws (Final 5 Min/OT)	Games	Percentage
Jennifer Conway	3-4	(.750)
Breanna Daniels	15-18	(.833)
Jenny Dorman	0-1	(.000)
Amy Galey	14-21	(.667)
Julie Guinn	9-10	(.900)
Cassie Hunt	2-3	(.667)
Laura Joya	9-10	(.900)
Malorie Kiecker	2-2	(1.000)
Becka McHenry	3-5	(.600)
Sarah Seberger	6-8	(.750)
Total	63-82	(.768)
Opponent	43-73	(.589)

2009-10 INDIVIDUAL GAME HIGHS

Points	23	Daniels, Breanna vs Pittsburg State (12/05/09)
	22	Joya, Laura vs Pittsburg State (12/05/09)
	21	Daniels, Breanna vs Southwest Baptist (12/30/09)
	21	Joya, Laura vs Lincoln (Mo.) University (11/28/09)
	21	Joya, Laura at Quincy (11/24/09)
Field Goals Made	9	Joya, Laura vs Hannibal-LaGrange (11/17/09)
	8	Daniels, Breanna vs Pittsburg State (12/05/09)
	8	Joya, Laura at Missouri Southern (12/02/09)
	8	Joya, Laura vs Lincoln (Mo.) University (11/28/09)
	8	Joya, Laura at Quincy (11/24/09)
Field Goal Att.	19	Daniels, Breanna at Pittsburg State (01/27/10)
FG Pct (min 5 made)	.833 (5-6)	Joya, Laura vs MSU Moorhead (11/21/09)
	.667 (8-12)	Daniels, Breanna vs Pittsburg State (12/05/09)
	.667 (8-12)	Joya, Laura at Missouri Southern (12/02/09)
3-Point FG Made	4	Daniels, Breanna vs Emporia State (01/30/10)
	4	Daniels, Breanna vs Southwest Baptist (12/30/09)
3-Point FG Att.	8	Daniels, Breanna vs Washburn (02/03/10)
3-Pt FG Pct (min 2 made)	1.000 (4-4)	Daniels, Breanna vs Emporia State (01/30/10)
	1.000 (2-2)	Dorman, Jenny vs Southwest Baptist (12/30/09)
	1.000 (2-2)	Joya, Laura at Maryville University (Mo.) (12/19/09)
	1.000 (2-2)	Joya, Laura vs Pittsburg State (12/05/09)
	1.000 (2-2)	Joya, Laura at Missouri Southern (12/02/09)
Free Throws Made	10	Galey, Amy vs Missouri Southern (01/23/10)
	7	Seberger, Sarah at Quincy (11/24/09)
	7	Seberger, Sarah at Southwest Minnesota (11/20/09)
Free Throw Att.	11	Galey, Amy vs Missouri Southern (01/23/10)
FT Pct (min 4 made)	1.000 (6-6)	Joya, Laura vs Nebraska-Omaha (01/06/10)
	1.000 (6-6)	Joya, Laura vs Pittsburg State (12/05/09)
	1.000 (5-5)	Joya, Laura at NW Missouri State (01/09/10)
	1.000 (5-5)	Daniels, Breanna vs Pittsburg State (12/05/09)
	1.000 (4-4)	Joya, Laura at Pittsburg State (01/27/10)
	1.000 (4-4)	Guinn, Julie vs Illinois-Springfield (12/09/09)
Rebounds	9	Guinn, Julie vs Illinois-Springfield (12/09/09)
	8	Seberger, Sarah at Maryville University (Mo.) (12/19/09)
	8	Seberger, Sarah at Missouri Southern (12/02/09)
	8	Daniels, Breanna vs Lincoln (Mo.) University (11/28/09)
	8	Seberger, Sarah at Quincy (11/24/09)
Assists	9	Galey, Amy vs Pittsburg State (12/05/09)
	8	Galey, Amy vs Southwest Baptist (12/30/09)
Steals	4	Joya, Laura vs Illinois-Springfield (12/09/09)
	4	Joya, Laura vs Lincoln (Mo.) University (11/28/09)
Blocked Shots	5	Seberger, Sarah vs Illinois-Springfield (12/09/09)
	4	Seberger, Sarah at Missouri Southern (12/02/09)
Turnovers	7	Galey, Amy at Maryville University (Mo.) (12/19/09)
	6	McHenry, Becka vs Washburn (02/03/10)
	6	Galey, Amy at NW Missouri State (01/09/10)
	6	Galey, Amy vs Pittsburg State (12/05/09)
	6	Galey, Amy vs Hannibal-LaGrange (11/17/09)

2009-10 OPPONENT INDIVIDUAL GAME HIGHS

Points	28	Apon, Jolea at Missouri Southern (12/02/09)
	24	Nash-Gerlach, Alison vs MSU Moorhead (11/21/09)
	22	Rodriguez, Dayna vs Washburn (02/03/10)
	22	Stellflue, Lindsey at Quincy (11/24/09)
Field Goals Made	11	Nash-Gerlach, Alison vs MSU Moorhead (11/21/09)
	10	Apon, Jolea at Missouri Southern (12/02/09)
	10	Lovejoy, Jasmine at Missouri Southern (12/02/09)
Field Goal Att.	18	Rodriguez, Dayna vs Washburn (02/03/10)
FG Pct (min 5 made)	.833 (5-6)	Fessenden, Amanda at Washburn (12/12/09)
	.833 (5-6)	Richards, Larissa vs Pittsburg State (12/05/09)
3-Point FG Made	8	Apon, Jolea at Missouri Southern (12/02/09)
	5	Heady, Courtney vs Southwest Baptist (12/30/09)
	5	Fessenden, Amanda at Washburn (12/12/09)
	5	Blair, Alex vs Illinois-Springfield (12/09/09)
3-Point FG Att.	13	Apon, Jolea at Missouri Southern (12/02/09)
3-Pt FG Pct (min 2 made)	1.000 (3-3)	Nolke, Lauren at Missouri Western (01/13/10)
	1.000 (2-2)	Corker, Lacy vs Emporia State (01/30/10)
	1.000 (2-2)	Bush, Kristin at Missouri Western (01/13/10)
	1.000 (2-2)	Thayer, Ashley at NW Missouri State (01/09/10)
Free Throws Made	10	Bancroft, Naomi vs Fort Hays State (01/02/10)
	8	Glenn, Laura vs Pittsburg State (12/05/09)
Free Throw Att.	11	Bancroft, Naomi vs Fort Hays State (01/02/10)
FT Pct (min 4 made)	1.000 (8-8)	Glenn, Laura vs Pittsburg State (12/05/09)
	1.000 (6-6)	Martin, Shelly at NW Missouri State (01/09/10)
	1.000 (6-6)	Henry, Abby at NW Missouri State (01/09/10)
	1.000 (6-6)	Charette, Kaycee vs MSU Moorhead (11/21/09)
	1.000 (4-4)	Schoonover, Kallie at Missouri Western (01/13/10)
	1.000 (4-4)	Green, Alyssa vs Nebraska-Omaha (01/06/10)
	1.000 (4-4)	Unger, Ellyn at Maryville University (Mo.) (12/19/09)
	1.000 (4-4)	Smith, Stacey vs Lincoln (Mo.) University (11/28/09)
	1.000 (4-4)	Rettke, Meghan vs MSU Moorhead (11/21/09)
Rebounds	16	Glogovsky, Erin vs Illinois-Springfield (12/09/09)
	13	Rodriguez, Dayna vs Washburn (02/03/10)
Assists	8	Poppe, Marissa at Pittsburg State (01/27/10)
Steals	7	Gallio, Ashleigh vs Southwest Baptist (12/30/09)
	7	Green, Alyssa vs Nebraska-Omaha (01/06/10)
	5	Taylor, DePrice vs Pittsburg State (12/05/09)
Blocked Shots	4	Volkens, Alli vs Emporia State (01/30/10)
	4	Boeh, Alexis at NW Missouri State (01/09/10)
	4	Nelson, Ashley vs Nebraska-Omaha (01/06/10)
Turnovers	6	Fleming, Kara vs Central Missouri (01/20/10)
	6	Barrett, Cherakie vs Lincoln (Mo.) University (11/28/09)
	6	Hruby, Kayla vs Hannibal-LaGrange (11/17/09)

2009-10 TEAM GAME HIGHS/LOWS

TRUMAN HIGHS

POINTS	75	PITTSBURG STATE (12/05/09)
	73	SOUTHWEST BAPTIST (12/30/09)
	71	at Southwest Minnesota (11/20/09)
	70	LINCOLN (MO.) UNIVERSITY (11/28/09)
	69	ILLINOIS-SPRINGFIELD (12/09/09)
FIELD GOALS MADE	27	SOUTHWEST BAPTIST (12/30/09)
	27	ILLINOIS-SPRINGFIELD (12/09/09)
	27	at Missouri Southern (12/02/09)
	27	LINCOLN (MO.) UNIVERSITY (11/28/09)
FIELD GOAL ATTEMPTS	66	ILLINOIS-SPRINGFIELD (12/09/09)
	65	at Emporia State (12/28/09)
FIELD GOAL PERCENTAGE	.491 (27-55)	SOUTHWEST BAPTIST (12/30/09)
	.490 (25-51)	PITTSBURG STATE (12/05/09)
3 PT FIELD GOALS MADE	10	SOUTHWEST BAPTIST (12/30/09)
	7	at Quincy (11/24/09)
	7	at Southwest Minnesota (11/20/09)
3 PT FG ATTEMPTS	18	SOUTHWEST BAPTIST (12/30/09)
	17	at Missouri Western (01/13/10)
3 PT FG PERCENTAGE	.750 (6-8)	EMPORIA STATE (01/30/10)
	.556 (10-18)	SOUTHWEST BAPTIST (12/30/09)
FREE THROWS MADE	21	at NW Missouri State (01/09/10)
	20	at Southwest Minnesota (11/20/09)
FREE THROW ATTEMPTS	27	at Southwest Minnesota (11/20/09)
	26	at NW Missouri State (01/09/10)
FREE THROW PERCENTAGE	1.000 (10-10)	at Emporia State (12/28/09)
	.895 (17-19)	MISSOURI SOUTHERN (01/23/10)
REBOUNDS	49	at Southwest Minnesota (11/20/09)
	47	at Maryville University (Mo.) (12/19/09)
ASSISTS	19	SOUTHWEST BAPTIST (12/30/09)
	16	HANNIBAL-LAGRANGE (11/17/09)
STEALS	14	ILLINOIS-SPRINGFIELD (12/09/09)
	11	at Maryville University (Mo.) (12/19/09)
BLOCKED SHOTS	7	ILLINOIS-SPRINGFIELD (12/09/09)
	7	HANNIBAL-LAGRANGE (11/17/09)
TURNOVERS	22	NEBRASKA-OMAHA (01/06/10)
	21	at Southwest Minnesota (11/20/09)
FOULS	22	FORT HAYS STATE (01/02/10)
	20	at Southwest Minnesota (11/20/09)

OPPONENT HIGHS

POINTS	83	at Pittsburg State (01/27/10)
	79	at Missouri Southern (12/02/09)
	77	SOUTHWEST BAPTIST (12/30/09)
	76	EMPORIA STATE (01/30/10)
	76	vs MSU Moorhead (11/21/09)
FIELD GOALS MADE	33	at Missouri Southern (12/02/09)
	32	at Pittsburg State (01/27/10)
FIELD GOAL ATTEMPTS	81	at Southwest Minnesota (11/20/09)
	67	ILLINOIS-SPRINGFIELD (12/09/09)
FIELD GOAL PERCENTAGE	.560 (28-50)	at Washburn (12/12/09)
	.541 (33-61)	at Missouri Southern (12/02/09)
3 PT FIELD GOALS MADE	14	SOUTHWEST BAPTIST (12/30/09)
	11	EMPORIA STATE (01/30/10)
	11	at Pittsburg State (01/27/10)
3 PT FG ATTEMPTS	25	SOUTHWEST BAPTIST (12/30/09)
	24	at Southwest Minnesota (11/20/09)
3 PT FG PERCENTAGE	.667 (6-9)	at Missouri Western (01/13/10)
	.560 (14-25)	SOUTHWEST BAPTIST (12/30/09)
FREE THROWS MADE	18	FORT HAYS STATE (01/02/10)
	17	at Missouri Western (01/13/10)
FREE THROW ATTEMPTS	26	at Southwest Minnesota (11/20/09)
	25	FORT HAYS STATE (01/02/10)
FREE THROW PERCENTAGE	.933 (14-15)	vs MSU Moorhead (11/21/09)
	.923 (12-13)	NEBRASKA-OMAHA (01/06/10)
REBOUNDS	48	at Southwest Minnesota (11/20/09)
	45	at Maryville University (Mo.) (12/19/09)
ASSISTS	21	SOUTHWEST BAPTIST (12/30/09)
	20	at Pittsburg State (01/27/10)
STEALS	13	NEBRASKA-OMAHA (01/06/10)
	12	WASHBURN (02/03/10)
BLOCKED SHOTS	9	at NW Missouri State (01/09/10)
	7	at Emporia State (12/28/09)
TURNOVERS	20	at Maryville University (Mo.) (12/19/09)
	20	ILLINOIS-SPRINGFIELD (12/09/09)
	20	PITTSBURG STATE (12/05/09)
FOULS	25	at Southwest Minnesota (11/20/09)
	21	PITTSBURG STATE (12/05/09)

TRUMAN LOWS

POINTS	33	CENTRAL MISSOURI (01/20/10)
	38	WASHBURN (02/03/10)
	44	NEBRASKA-OMAHA (01/06/10)
	55	vs MSU Moorhead (11/21/09)
	55	at Emporia State (12/28/09)
FIELD GOALS MADE	13	CENTRAL MISSOURI (01/20/10)
	15	WASHBURN (02/03/10)
FIELD GOAL ATTEMPTS	46	WASHBURN (02/03/10)
	48	at Southwest Minnesota (11/20/09)
FIELD GOAL PERCENTAGE	.245 (13-53)	CENTRAL MISSOURI (01/20/10)
	.326 (15-46)	WASHBURN (02/03/10)
3 PT FIELD GOALS MADE	0	NEBRASKA-OMAHA (01/06/10)
	1	at Emporia State (12/28/09)
3 PT FG ATTEMPTS	5	NEBRASKA-OMAHA (01/06/10)
	8	at Maryville University (Mo.) (12/19/09)
	8	at NW Missouri State (01/09/10)
	8	EMPORIA STATE (01/30/10)
3 PT FG PERCENTAGE	.000 (0-5)	NEBRASKA-OMAHA (01/06/10)
	.077 (1-13)	at Emporia State (12/28/09)
FREE THROWS MADE	4	WASHBURN (02/03/10)
	5	FORT HAYS STATE (01/02/10)
	5	CENTRAL MISSOURI (01/20/10)
FREE THROW ATTEMPTS	6	WASHBURN (02/03/10)
	8	CENTRAL MISSOURI (01/20/10)
FREE THROW PERCENTAGE	.500 (5-10)	FORT HAYS STATE (01/02/10)
	.600 (6-10)	vs MSU Moorhead (11/21/09)
REBOUNDS	23	SOUTHWEST BAPTIST (12/30/09)
	24	at Washburn (12/12/09)
ASSISTS	5	at Pittsburg State (01/27/10)
	7	FORT HAYS STATE (01/02/10)
	7	NEBRASKA-OMAHA (01/06/10)
STEALS	1	at Missouri Western (01/13/10)
	2	at Southwest Minnesota (11/20/09)
	2	vs MSU Moorhead (11/21/09)
BLOCKED SHOTS	0	SOUTHWEST BAPTIST (12/30/09)
	1	LINCOLN (MO.) UNIVERSITY (11/28/09)
	1	EMPORIA STATE (01/30/10)
TURNOVERS	10	at Missouri Southern (12/02/09)
	10	at Missouri Western (01/13/10)
	10	MISSOURI SOUTHERN (01/23/10)
FOULS	8	CENTRAL MISSOURI (01/20/10)
	9	HANNIBAL-LAGRANGE (11/17/09)

OPPONENT LOWS

POINTS	31	at Maryville University (Mo.) (12/19/09)
	50	WASHBURN (02/03/10)
	54	HANNIBAL-LAGRANGE (11/17/09)
	57	MISSOURI SOUTHERN (01/23/10)
	58	NEBRASKA-OMAHA (01/06/10)
FIELD GOALS MADE	10	at Maryville University (Mo.) (12/19/09)
	20	WASHBURN (02/03/10)
FIELD GOAL ATTEMPTS	47	CENTRAL MISSOURI (01/20/10)
	48	at Missouri Western (01/13/10)
FIELD GOAL PERCENTAGE	.161 (10-62)	at Maryville University (Mo.) (12/19/09)
	.272 (22-81)	at Southwest Minnesota (11/20/09)
3 PT FIELD GOALS MADE	2	at Southwest Minnesota (11/20/09)
	2	PITTSBURG STATE (12/05/09)
	2	at Maryville University (Mo.) (12/19/09)
	2	NEBRASKA-OMAHA (01/06/10)
	2	WASHBURN (02/03/10)
3 PT FG ATTEMPTS	9	at Missouri Western (01/13/10)
	11	MISSOURI SOUTHERN (01/23/10)
3 PT FG PERCENTAGE	.083 (2-24)	at Southwest Minnesota (11/20/09)
	.100 (2-20)	PITTSBURG STATE (12/05/09)
FREE THROWS MADE	3	at Missouri Southern (12/02/09)
	4	ILLINOIS-SPRINGFIELD (12/09/09)
FREE THROW ATTEMPTS	6	HANNIBAL-LAGRANGE (11/17/09)
	9	at Missouri Southern (12/02/09)
	9	ILLINOIS-SPRINGFIELD (12/09/09)
FREE THROW PERCENTAGE	.333 (3-9)	at Missouri Southern (12/02/09)
	.444 (4-9)	ILLINOIS-SPRINGFIELD (12/09/09)
REBOUNDS	25	LINCOLN (MO.) UNIVERSITY (11/28/09)
	29	at NW Missouri State (01/09/10)
	29	MISSOURI SOUTHERN (01/23/10)
ASSISTS	5	at Maryville University (Mo.) (12/19/09)
	7	HANNIBAL-LAGRANGE (11/17/09)
STEALS	4	EMPORIA STATE (01/30/10)
	5	at Missouri Southern (12/02/09)
	5	FORT HAYS STATE (01/02/10)
	5	MISSOURI SOUTHERN (01/23/10)
	5	at Pittsburg State (01/27/10)
BLOCKED SHOTS	0	ILLINOIS-SPRINGFIELD (12/09/09)
	1	PITTSBURG STATE (12/05/09)
TURNOVERS	7	at Southwest Minnesota (11/20/09)
	8	WASHBURN (02/03/10)

CAREER STATISTICS - 2010 RETURNERS

Daniels,Breanna

Season	gp-gs	min/avg	Total		3-Point		F-Throws		Rebounds				Scoring							
			fg-fga	pct	fg-fga	pct	ft-fta	pct	off	def	tot	avg	pf	fo	ast	to	blk	stl	pts	avg
2008-09	27-15	647/24.0	92-222	.414	19-62	.306	30-36	.833	27	70	97	3.6	50	2	27	57	5	11	233	8.6
2009-10	21-21	634/30.2	97-235	.413	30-83	.361	31-42	.738	16	71	87	4.1	33	0	21	49	4	20	255	12.1
TOTAL	48-36	1281/26.7	189-457	.414	49-145	.338	61-78	.782	43	141	184	3.8	83	2	48	106	9	31	488	10.2

Guinn,Julie

Season	gp-gs	min/avg	Total		3-Point		F-Throws		Rebounds				Scoring							
			fg-fga	pct	fg-fga	pct	ft-fta	pct	off	def	tot	avg	pf	fo	ast	to	blk	stl	pts	avg
2006-07	23-1	249/10.8	19-74	.257	10-44	.227	12-16	.750	4	27	31	1.3	31	0	13	36	0	5	60	2.6
2007-08	20-1	312/15.6	24-73	.329	18-53	.340	20-26	.769	5	34	39	2.0	30	0	34	50	0	19	86	4.3
2008-09	24-20	711/29.6	49-140	.350	24-68	.353	28-40	.700	8	51	59	2.5	40	0	63	80	0	18	150	6.3
2009-10	20-3	317/15.9	22-62	.355	7-21	.333	12-17	.706	8	32	40	2.0	22	0	13	22	0	11	63	3.2
TOTAL	87-25	1589/18.3	114-349	.327	59-186	.317	72-99	.727	25	144	169	1.9	123	0	123	188	0	53	359	4.1

Joya,Laura

Season	gp-gs	min/avg	Total		3-Point		F-Throws		Rebounds				Scoring							
			fg-fga	pct	fg-fga	pct	ft-fta	pct	off	def	tot	avg	pf	fo	ast	to	blk	stl	pts	avg
2006-07	20-0	81/4.1	5-15	.333	2-6	.333	10-12	.833	2	5	7	0.4	4	0	3	5	0	0	22	1.1
2007-08	27-1	439/16.3	54-117	.462	14-26	.538	48-56	.857	13	46	59	2.2	26	0	21	42	3	21	170	6.3
2008-09	27-27	911/33.7	113-256	.441	17-50	.340	54-72	.750	41	132	173	6.4	57	1	96	85	9	50	297	11.0
2009-10	21-13	564/26.9	90-210	.429	19-51	.373	36-40	.900	24	49	73	3.5	27	0	22	35	5	26	235	11.2
TOTAL	95-41	1995/21.0	262-598	.438	52-133	.391	148-180	.822	80	232	312	3.3	114	1	142	167	17	97	724	7.6

Kiecker,Malorie


Season	gp-gs	min/avg	Total		3-Point		F-Throws		Rebounds				Scoring							
			fg-fga	pct	fg-fga	pct	ft-fta	pct	off	def	tot	avg	pf	fo	ast	to	blk	stl	pts	avg
2007-08	29-0	406/14.0	62-131	.473	0-9	.000	37-48	.771	32	60	92	3.2	30	0	26	42	2	8	161	5.6
2008-09	27-20	675/25.0	94-257	.366	20-66	.303	62-79	.785	27	56	83	3.1	55	0	42	76	6	20	270	10.0
2009-10	11-4	145/13.2	14-39	.359	10-24	.417	4-6	.667	3	12	15	1.4	15	0	9	17	1	2	42	3.8
TOTAL	67-24	1226/18.3	170-427	.398	30-99	.303	103-133	.774	62	128	190	2.8	100	0	77	135	9	30	473	7.1


Seberger,Sarah


Season	gp-gs	min/avg	Total		3-Point		F-Throws		Rebounds				Scoring							
			fg-fga	pct	fg-fga	pct	ft-fta	pct	off	def	tot	avg	pf	fo	ast	to	blk	stl	pts	avg
2006-07	27-0	155/5.7	14-43	.326	2-6	.333	17-21	.810	19	19	38	1.4	11	0	11	17	3	3	47	1.7
2007-08	17-0	103/6.1	16-34	.471	2-5	.400	7-15	.467	11	15	26	1.5	10	0	7	7	4	5	41	2.4
2008-09	24-2	224/9.3	8-29	.276	0-0	.000	6-14	.429	8	32	40	1.7	17	0	11	15	8	3	22	0.9
2009-10	21-15	462/22.0	51-109	.468	0-0	.000	36-45	.800	37	63	100	4.8	47	1	12	22	19	8	138	6.6
TOTAL	89-17	944/10.6	89-215	.414	4-11	.364	66-95	.695	75	129	204	2.3	85	1	41	61	34	19	248	2.8


TRUMAN RADIO/TV QUICK FINDER


Projected Starters in Purple


2		Cassie Hunt C ♦ 6-0 ♦ Jr.					Last Game: Played 6 minutes; did not score and had 1 rebound.	Career High: Pts: 7 vs. 2 Teams (PSU; 1/27/10) Reb: 5 vs. Emporia State (12/28/09) Ast: 1 vs. 2 Teams (Mary; 12/19/09)
		Pts	Reb	Ast	Stl	Blk	Min	Note: 13 of her 29 total rebounds have been offensive this season.
		2.6	1.9	0.1	0.2	0.3	5.8	


3		Amy Galey G ♦ 5-6 ♦ Jr.					Last Game: Started, scored 4 pts (2-5 FG) and had 5 asts in 34 min.	Career High: Pts: 15 vs. 2 Teams (MSSU; 1/23/10) Reb: 6 vs. 7 Teams (PSU; 1/27/10) Ast: 9 vs. Pitt State (12/5/09)
		Pts	Reb	Ast	Stl	Blk	Min	Note: Her 9 assists vs. PSU was most for Bulldog since 1998.
		7.1	4.0	4.3	1.0	0.1	30.0	


4		Sarah Seberger F ♦ 6-0 ♦ Sr.					Last Game: Started, scored 3 pts (1-8 FG) and had 6 rebs in 26 min.	Career High: Pts: 11 vs. 3 Teams (PSU; 12/5/09) Reb: 8 vs. 4 Teams (Mary; 12/19/09) Ast: 3 vs. Two Teams
		Pts	Reb	Ast	Stl	Blk	Min	Note: Her 5 offensive rebounds vs. FHSU was season-high for a 'Dog
		6.6	4.8	0.6	0.4	0.9	22.0	


13		Julie Guinn G ♦ 5-7 ♦ Sr.					Last Game: Played 3 minutes; did not attempt a FG.	Career High: Pts: 16 vs. So. Indiana (12/22/08) Reb: 9 vs. Ill.-Springfield (12/9/09) Ast: 6 vs. Mo. Western (2/21/09)
		Pts	Reb	Ast	Stl	Blk	Min	Note: Has hit 59 career three-pointers (most of any current Bulldog)
		3.2	2.0	0.7	0.6	0.0	15.9	


15		Jennifer Conway F ♦ 6-0 ♦ Fr.					Last Game: Played just 8 min (4 fouls); scored 6 pts (2-2 FG; 2-2 FT);	Career High: Pts: 10 vs. SW Minn. St. (11/20/09) Reb: 7 vs. Hannibal (11/17/09) Ast: 2 vs. Emporia State (1/30/10)
		Pts	Reb	Ast	Stl	Blk	Min	Note: Featured in SI's "Faces in the Crowd" as HS Senior.
		4.0	3.3	0.3	0.2	1.0	16.6	


21		Megan Sharpe F ♦ 5-11 ♦ Fr.					Last Game: Started, scored 4 pts (2-6 FG), added 5 rebs and a block	Career High: Pts: 8 vs. Pittsburg State (1/27/10) Reb: 7 vs. Maryville (12/19/09) Ast: 3 vs. Maryville (12/19/09)
		Pts	Reb	Ast	Stl	Blk	Min	Note: Named Volleyball National Freshman of the Year; all-American
		2.9	3.0	0.5	0.9	0.4	16.5	


22		Becka McHenry G ♦ 5-7 ♦ Fr.					Last Game: Started, scored 7 pts (3-10 FG, 1-1 3FG) in Se-Hi 33 min.	Career High: Pts: 11 vs. Mo. Southern (1/23/10) Reb: 6 vs. 2 Teams (Mary; 12/19/09) Ast: 6 vs. Mo. Southern (1/23/10)
		Pts	Reb	Ast	Stl	Blk	Min	Note: Played a season-high 33 minutes on 2-3-10 against Washburn.
		5.6	2.9	2.1	0.4	0.0	21.3	

24		Malorie Kiecker F ♦ 5-11 ♦ Jr.					Last Game: Played 10 min, scored 3 pts (1-1 3FG) and had 1 reb.	Career High: Pts: 20 vs. Emporia St. (12/29/08) Reb: 11 vs. Central Mo. (2/6/08) Ast: 7 vs. Cameron (11/15/08)
		Pts	Reb	Ast	Stl	Blk	Min	Note: Needs 27 more points to reach 500 for career.
		3.8	1.4	0.8	0.2	0.1	13.2	

25		Jenny Dorman G ♦ 5-7 ♦ So.					Last Game: Played 3 min, did not attempt a FG.	Career High: Pts: 13 vs. Washburn (12/12/09) Reb: 5 vs. Fort Hays (1/2/10) Ast: 2 vs. SW Baptist (12/30/09)
		Pts	Reb	Ast	Stl	Blk	Min	Note: Is shooting 46% overall (41% 3PT) on the year.
		4.0	1.3	0.3	0.4	0.1	14.6	

31		Laura Joya G ♦ 5-10 ♦ Sr.					Last Game: Played 16 min, went 0-3 FG and had 1 steal.	Career High: Pts: 23 vs. NW Missouri (2/18/09) Reb: 12 vs. TX Woman's (11/16/08) Ast: 7 vs. Two Teams
		Pts	Reb	Ast	Stl	Blk	Min	Note: Has hit 16 straight free throws dating back to Jan. 2.
		11.2	3.5	1.0	1.2	0.2	26.9	

32		Kristen Nissen F ♦ 6-1 ♦ Sr.					Last Game: DNP	Career High: Pts: 7 vs. SW Minn. St. (11/20/09) Reb: 1 vs. 3 Teams (ESU; 12/28/09) Ast: 1 vs. 2 Teams (ESU; 12/28/09)
		Pts	Reb	Ast	Stl	Blk	Min	Note: Former VB player, logged first career start vs. PSU on 12/5/09.
		0.8	0.3	0.2	0.1	0.1	5.5	

42		Breanna Daniels G ♦ 5-9 ♦ So.					Last Game: Started, scored 11 pts (4-11 FG, 2-8 3FG) and had 3 rebs.	Career High: Pts: 24 vs. SW Baptist (2/7/09) Reb: 8 vs. Lincoln (11/28/09) Ast: 4 vs. Central Mo. (12/29/08)
		Pts	Reb	Ast	Stl	Blk	Min	Note: Needs 12 pts to reach 500 for her career; 7 straight 10+ pt gms.
		12.1	4.1	1.0	1.0	0.2	30.2	